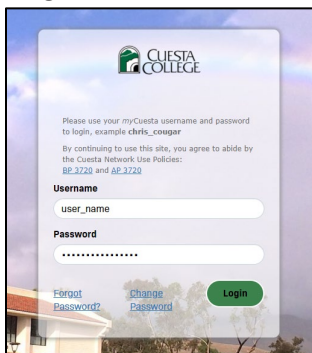
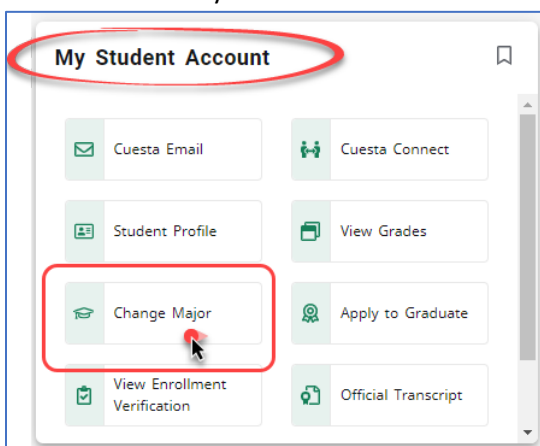


Cuesta College – How to Change Your Major

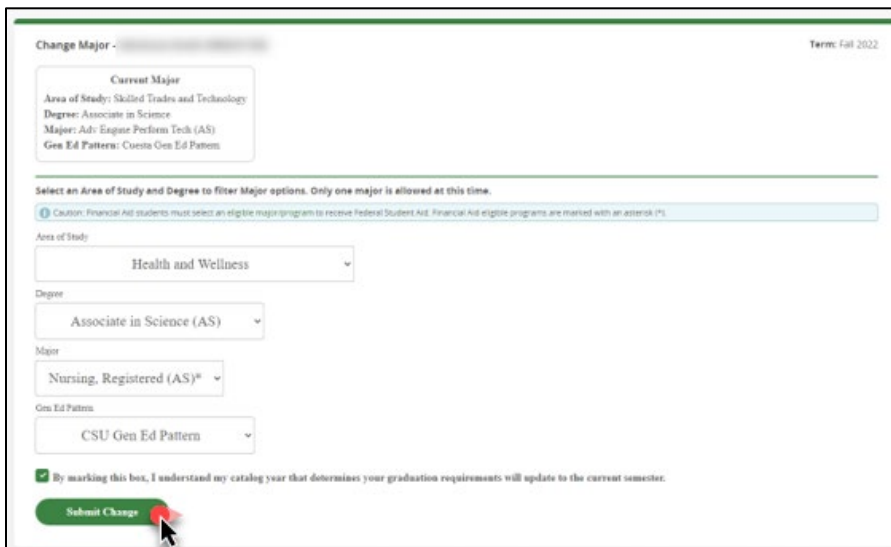
1. Login to [myCuesta](#) using your Cuesta username and password
 Forgot username?- email support@my.cuesta.edu. Forgot password?- [Change your password](#)



2. Locate and the My Student Account card from the list of choices, then choose Change Major.



3. Make a change using one of the drop-down menus, as needed. Then, select **Submit Change**.



Note: You will receive a notification that the change was successful. Close the browser when complete.