

## 2023 INSTRUCTIONAL ANNUAL PROGRAM PLANNING WORKSHEET

CURRENT YEAR: 2022-2023      PROGRAM: NURSING ASSISTANT

CLUSTER: HEALTH AND WELLNESS, TRADES AND TECHNOLOGY

LAST YEAR CPPR COMPLETED: 2021-2022

NEXT SCHEDULED CPPR: 2025-2026

CURRENT DATE: 3/3/2023

The Annual Program Planning Worksheet (APPW) is the process for:

- reviewing, analyzing, and assessing programs on an annual basis
- documenting relevant program changes, trends, and plans for the upcoming year
- identifying program needs, if any, that will become part of the program's Resource Plan ([download from this folder](#)) (Please review the [Resource Allocation Rubric](#) when preparing the resource plan)
- highlighting specific program accomplishments and updates since last year's APPW
- tracking progress on a Program Sustainability Plan if established previously

**Note:** Degrees and/or certificates for the *same* program *may be consolidated* into one APPW.

This APPW encompasses the following degrees and/or certificates:

- Nursing Assistant, Certificate of Specialization

### GENERAL PROGRAM UPDATE

Describe significant changes, if any, to the program's mission, purpose, or direction. *If there are not any, indicate NONE.*

The Nursing Assistant program last ran in the Spring of 2021 and was taught by a part-time instructor. The last full-time tenured faculty who led and taught the program retired in the Spring of 2020. COVID-19 imposed many restrictions on the clinical sites and the program was not allowed to use long-term care facilities to deliver the clinical practicum. Although some of the COVID-19 restrictions have been lifted allowing other programs to use the long-term care sites, the nursing assistant program has faced instructor recruitment challenges. The program was taught in the Spring of 2021 however the instructor was not available to continue teaching the program due to the instructor accepting a full-time teaching position in another program. Recruitments for part-time instructors have been ongoing every semester without success. Part-time pool recruitment is underway, and discussions about possibly offering the program in the summer pending instructor availability have been held. The program had in the past benefitted from the donation of a second instructor from Compass Health. An instructor was donated in the spring of 2021 when the program obtained a part-time instructor.

## PROGRAM SUSTAINABILITY PLAN UPDATE

Was a Program Sustainability Plan established in your program's most recent Comprehensive Program Plan and Review?

- Yes  If yes, please complete the Program Sustainability Plan Progress Report below.  
No  If no, you do not need to complete a Progress Report.

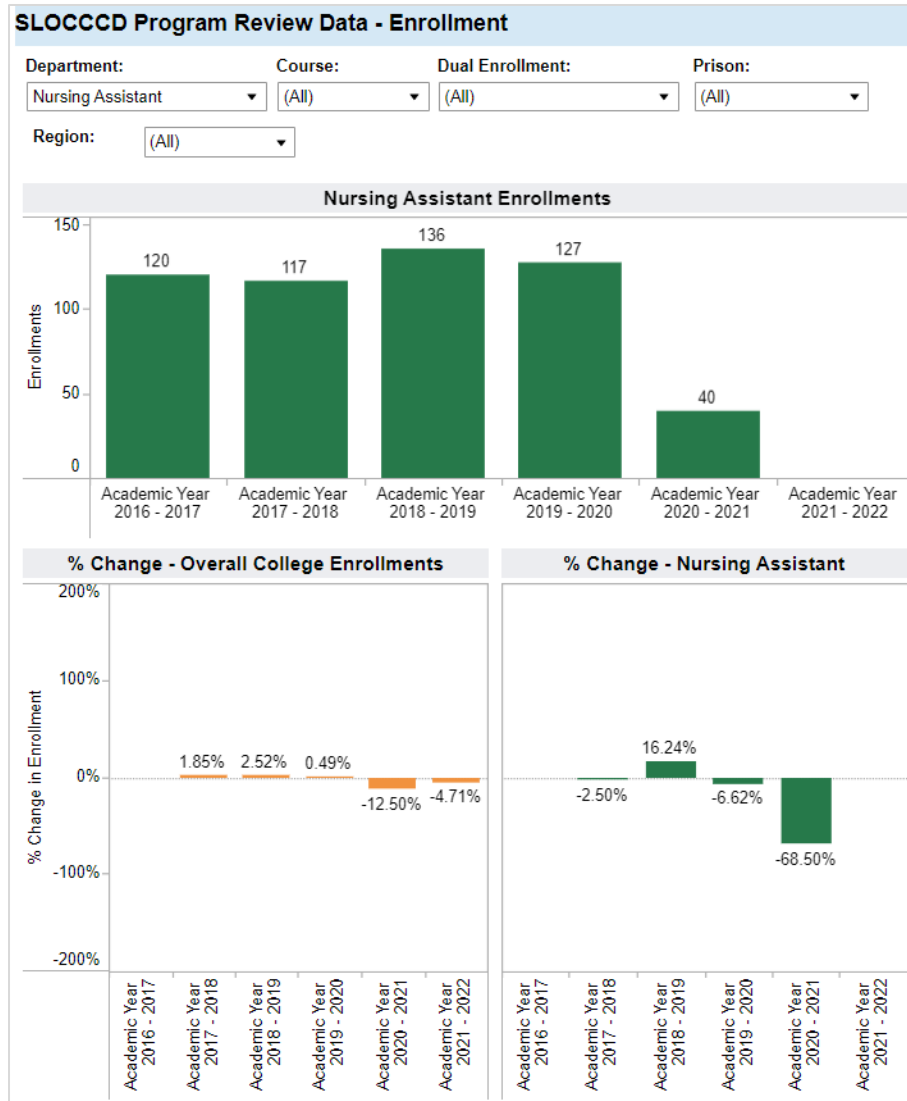
If you selected yes, please complete the Program Sustainability Plan Progress Report below after you complete the Data Analysis section. That data collection and analysis will help you to update, if necessary, your Program Sustainability Plan.

### DATA ANALYSIS AND PROGRAM-SPECIFIC MEASUREMENTS

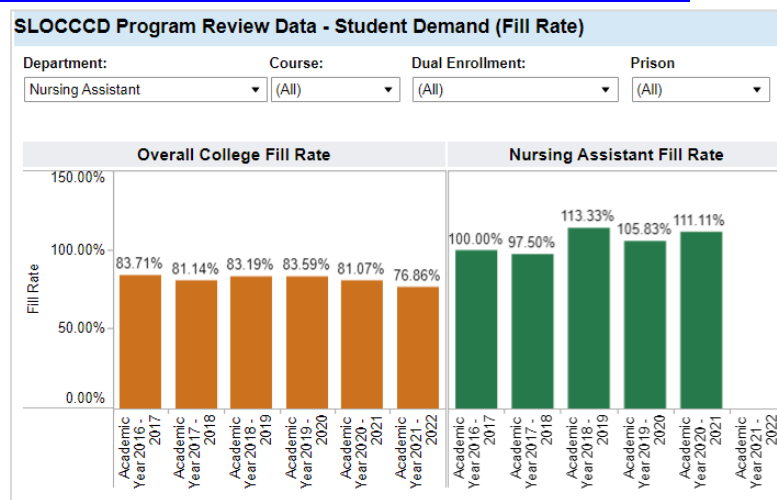
Your responses to the prompts for the data elements below should be for the entire program. If this APPW is for multiple degrees and/or certificates, then you MAY want to comment on each degree and/or certificate or discuss them holistically for the entire program being sure to highlight relevant trends for particular degrees and/or certificates if necessary. Responses in this document need only reference the most recent year's available data.

A. [General Enrollment \(Insert Aggregated Data Chart\)](#)

The last recorded enrollment for the program was in the 2020-21 academic year when a cohort of 19 students enrolled in NAST 148 and NAST 148L completed the program in the Spring 2021 semester. The cap for the program during this semester was set to 18 due to COVID restrictions imposed by the clinical sites however one extra student was admitted into the program. The part-time instructor hired for the program was not available to teach in the subsequent semester.



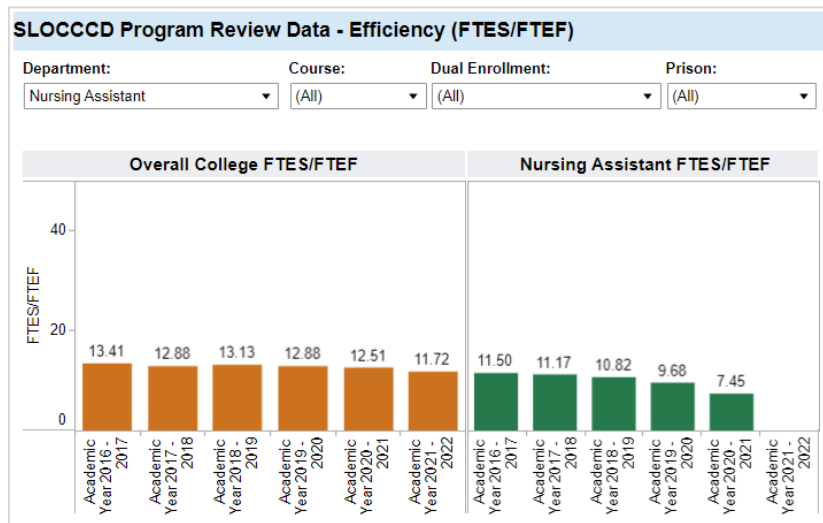
B. [General Student Demand \(Fill Rate\) \(Insert Aggregated Data Chart\)](#)



The fill rate for the program has exceeded the overall college fill rate by close to or above 100% and has consistently been above the college fill rate. The program is highly desirable and also helps students meet the requirement for entry eligibility into the Licensed Vocational Nursing program. Data is not available for the 2021-22 academic year due a to lack of available instructors and unsuccessful recruitment efforts.

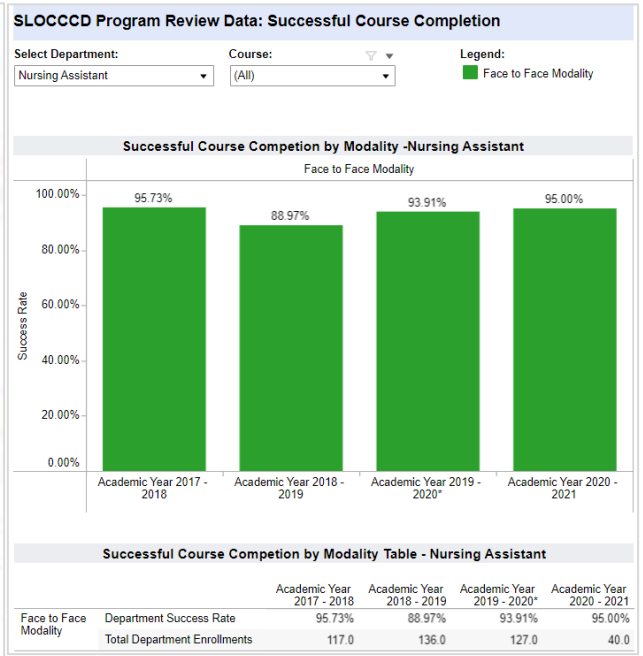
C. [General Efficiency \(FTES/FTEF\) \(Insert Aggregated Data Chart\)](#)

Insert the data chart and explain the observed differences between the program and the college.



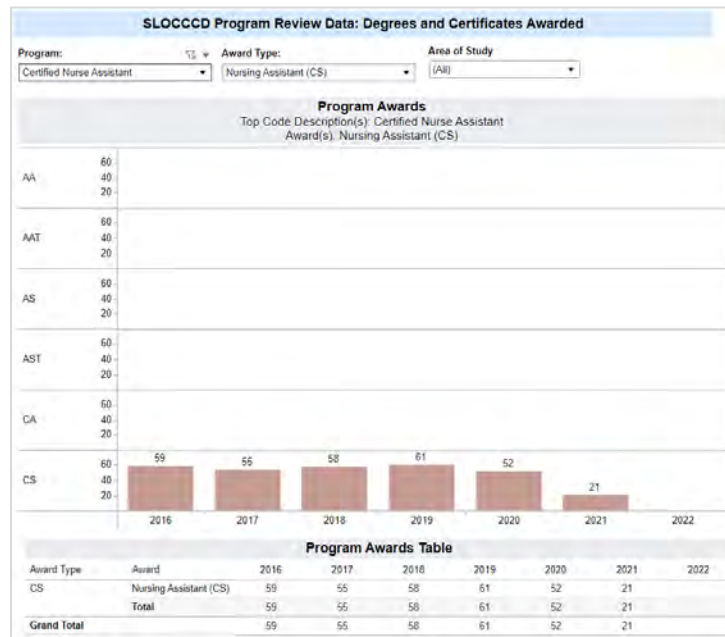
The efficiency rate for the program has declined across the past five academic years. The cap for each of the two courses within this program is 30. In Spring 2021 only 19 students were allowed to enroll in the program due to COVID restrictions imposed by the clinical practicum sites. The program was not offered in the Fall of 2020 due to the pandemic. The program has in previous years enrolled above the enrollment cap due to the availability of more instructors however due to retirements and the pandemic, the program has not been able to run at full capacity.

D. [Student Success—Course Completion by Modality \(Insert Data Chart\)](#)



The nursing assistant program is only offered face-to-face due to curriculum and accrediting board requirements. The course completion in comparison to the college for this modality is high and achieved a 95% completion rate in spring 2021.

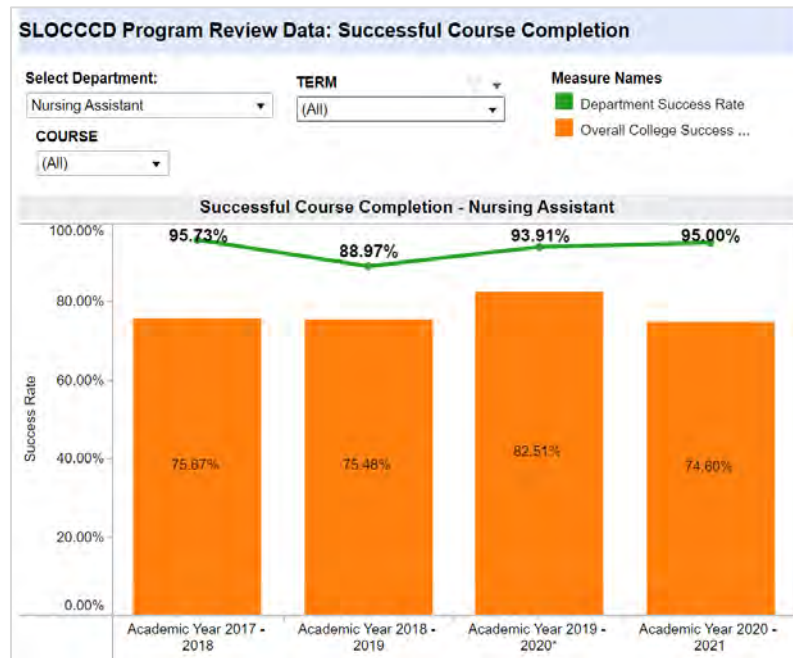
E. [Degrees and Certificates Awarded \(Insert Data Chart\)](#)



A total of 21 certificates were awarded in the spring of 2021. The program was delivered only in the spring semester during 2020-2021 due to pandemic restrictions by the clinical sites. The program enrolls 30 students in each of the two courses for a total of 60. The data demonstrates awarding of certificates for the majority of students enrolled in the program each semester for the previous five academic years.

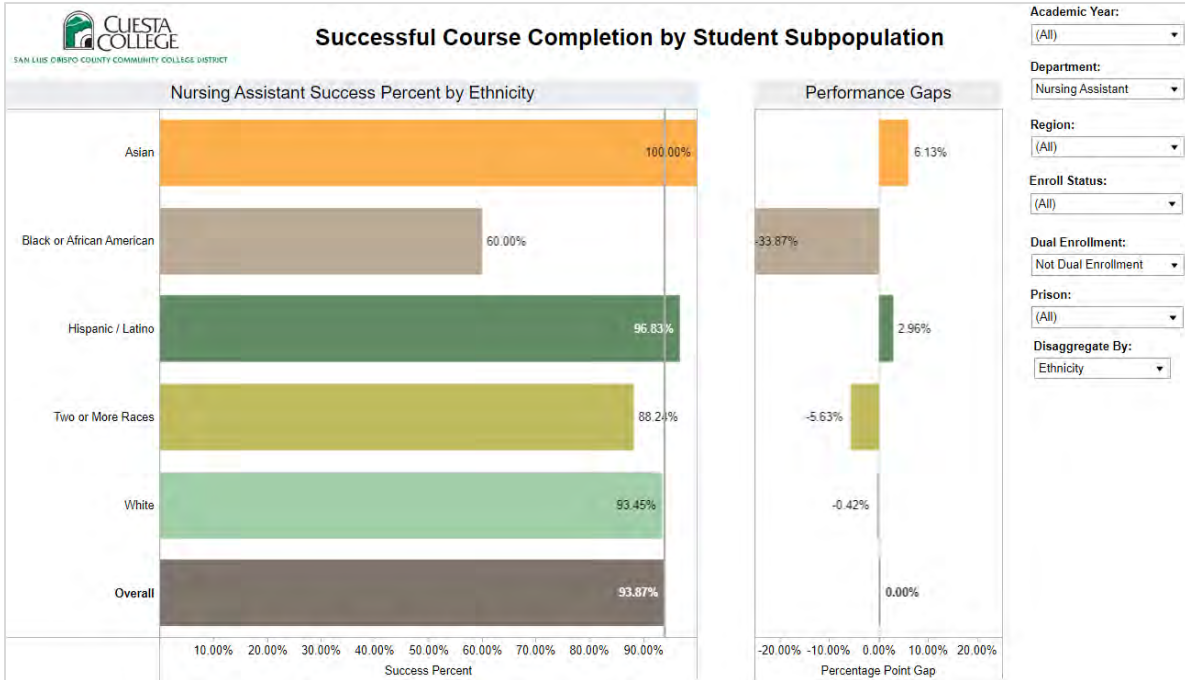
F. [General Student Success – Course Completion \(Insert Aggregated Data Chart\)](#)

Insert the data chart and explain the observed differences between the program and the college.

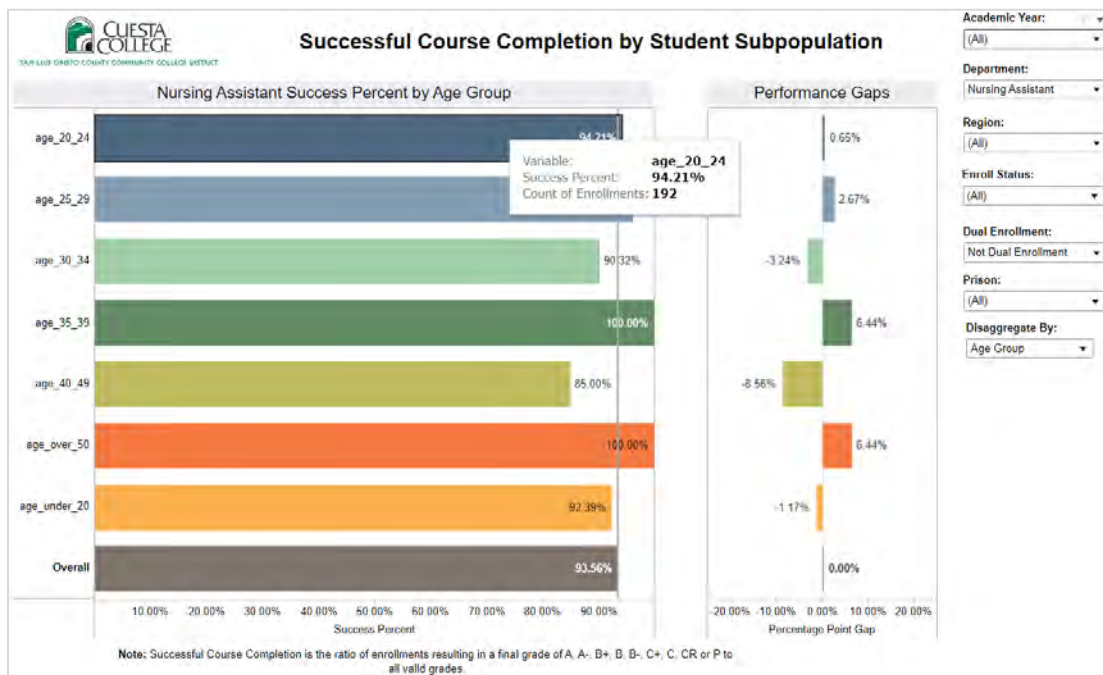


The program demonstrates course completion above the college rates with spring 2021 demonstrating a 20% completion rate above the college rate.

G. Review the [Disaggregated Student Success](#) charts; include any charts that you will reference. Describe any departmental or pedagogical outcomes that have occurred as a result of programmatic discussion regarding the data presented.



The data demonstrate program diversity however the Black or African-American success is 60%. This may be due to low enrollment numbers in this particular ethnic group.



Data shows a greater than 85% student subpopulation for all age groups. The Nursing Assistant program serves as an introductory course for students interested in the healthcare field or seeking to advance their careers. Due to the pandemic and retention challenges, it is difficult to

assess current equity gaps in the prior academic year. The program does not have faculty at this time and currently has an interim program director.

### OTHER RELEVANT PROGRAM DATA (OPTIONAL)

Provide and comment on any other data that is relevant to your programs such as state or national certification/licensure exam results, employment data, etc. If necessary, describe the origin and/or data collection methods used.

# NNAAP®

National Nurse Aide Assessment Program

An NCSBN® Examination

CODE: S0096

NURSE AIDE COMPETENCY EVALUATION PROGRAM FOR CALIFORNIA

PROGRAM: CUESTA COLLEGE  
 P.O. BOX 8106  
 SAN LUIS OBISPO CA 93403  
 Attn: NURSE AIDE TRNG PROGRAM COORD

STATE: CALIFORNIA  
 REPORT: TRNGGXXCA  
 REPORT DATE: 10/16/2020  
 REPORTING PERIOD: 07/01/2020-09/30/2020

#### SUMMARY OF RESULTS FOR WRITTEN EXAMINATIONS ADMINISTERED TO YOUR GRADUATES

T/S CODE	TEST SITE NAME:	AW			AO			AS			Written Exam total		
		#TESTED	#PASS	%PASS	#TESTED	#PASS	%PASS	#TESTED	#PASS	%PASS	#TESTED	#PASS	%PASS
S0096	NO TEST CENTER INFO	0010	0010	100%	0000	0000	000%	0000	0000	000%	0010	0010	100%





National Nurse Aide Assessment Program  
An NCSBN® Examination

PROGRAM: CUESTA COLLEGE  
P.O. BOX 8106  
SAN LUIS OBISPO CA 93403  
Attn: NURSE AIDE TRNG PROGRAM COORD  
CODE: S0096

STATE: CALIFORNIA  
REPORT: TRNGGXCA  
REPORT DATE: 10/16/2020  
REPORTING PERIOD: 07/01/2020-09/30/2020

SUMMARY OF RESULTS FOR SKILLS EXAMINATIONS ADMINISTERED TO YOUR GRADUATES  
T/S CODE TEST SITE NAME: #TESTED #PASS %  
S0096 NO TEST CENTER INFO 0010 0010 100%

TOTALS FOR YOUR GRADUATES 0010 0010 100%  
TOTALS FOR ALL CALIFORNIA 02743 02557 093%

SUMMARY OF CONTENT AREA PERFORMANCE FOR SKILLS EXAMINATIONS ADMINISTERED TO:

Content Area	Your Graduates			All Graduates Statewide		
	#Tested	#Pass	%	#Tested	#Pass	%
Hand Hygiene (Hand Washing)	0010	0010	100%	02743	02733	099%
Applies One Knee-High Elastic Stocking	0000	0000	000%	00195	00192	098%
Assists Client to Ambulate	0010	0010	100%	00578	00569	098%
Assists Client with Use of Bedpan	0010	0010	100%	00677	00665	098%
Cleans Upper or Lower Dentures	0000	0000	000%	00059	00059	100%
Counts and Records Radial Pulse	0010	0010	100%	00634	00572	090%
Counts and Records Respirations	0000	0000	000%	00485	00474	097%
Donning and Removing PPE (Gown and Gloves)	0000	0000	000%	01241	01220	098%
Dresses Client with Affected Right Arm	0000	0000	000%	01374	01343	097%
Feeds Client Who Cannot Feed Self	0000	0000	000%	00090	00089	098%
Give Modified Bed Bath	0000	0000	000%	01283	01254	097%
Measures and Records Electronic Blood Pressure	0000	0000	000%	00000	00000	000%
Measures and Records Urinary Output	0000	0000	000%	00907	00900	099%
Measures and Records Weight	0000	0000	000%	00418	00399	095%
Performs Passive ROM for Knee and Ankle	0000	0000	000%	00280	00271	096%
Performs Passive ROM for One Shoulder	0010	0010	100%	00818	00784	095%
Positions Client on Side	0000	0000	000%	00542	00516	095%
Provides Catheter Care	0000	0000	000%	00000	00000	000%
Provides Foot Care	0000	0000	000%	00391	00386	098%
Provides Mouth Care	0000	0000	000%	00033	00032	096%
Provides Perineal Care (Peri-Care)	0000	0000	000%	00463	00446	096%
Transfers Client from Bed to Wheelchair	0000	0000	000%	00205	00203	099%
Measures and Records Blood Pressure	0000	0000	000%	00299	00286	095%

## PROGRAM OUTCOMES ASSESSMENT CHECKLIST AND NARRATIVE

### CHECKLIST:

- SLO assessment cycle calendar is up to date.
- All courses scheduled for assessment have been assessed in eLumen.
- Program Sustainability Plan progress report completed (if applicable).

### NARRATIVE:

Briefly describe program changes, if any, which have been implemented in the previous year as a direct result of the Program or Student Services Learning Outcomes Assessment. *If no program changes have been made as results of the Program or Student Services Learning Outcomes*

Assessment, indicate: NONE.

NONE

### **PROGRAM PLANNING / FORECASTING FOR THE NEXT ACADEMIC YEAR**

Briefly describe any program plans for the upcoming academic year. These may include but are not limited to the following: *(Note: you do not need to respond to each of the items below).* *If there are no forecasted plans for the program, for the upcoming year, indicate: NONE.*

The program is taught and delivered at the North County Campus. The program has available classroom space and clinical sites are available to conduct the clinical practicum. The program has extensive student interest however recruiting part-time instructors to teach in this program has been very challenging. The program is due for accreditation in April 2023. It is our hope to make the program available again in the summer of 2023.

## PROGRAM SUSTAINABILITY PLAN PROGRESS REPORT

This section only needs to be completed if a program has an existing Program Sustainability Plan. Indicate whether objectives established in your Program Sustainability Plan have been addressed or not, and if improvement targets have been met.

Area of Decline or Challenge	Identified Objective (Paste from PSP)	Planning Steps (Check all that apply)	Has the Improvement Target Been Met?
Enrollment		<input type="checkbox"/> Identified <input type="checkbox"/> Resources Allocated <input type="checkbox"/> Implemented	Select one
Student Demand (Fill Rate)		<input type="checkbox"/> Identified <input type="checkbox"/> Resources Allocated <input type="checkbox"/> Implemented	Select one
Efficiency (FTES/FTEF)		<input type="checkbox"/> Identified <input type="checkbox"/> Resources Allocated <input type="checkbox"/> Implemented	Select one
Student Success – Course Completion		<input type="checkbox"/> Identified <input type="checkbox"/> Resources Allocated <input type="checkbox"/> Implemented	Select one
Student Success – Course Modality		<input type="checkbox"/> Identified <input type="checkbox"/> Resources Allocated <input type="checkbox"/> Implemented	Select one
Degrees and Certificates Awarded		<input type="checkbox"/> Identified <input type="checkbox"/> Resources Allocated <input type="checkbox"/> Implemented	Select one

If Program Sustainability Plan is still necessary, provide a brief description of how you plan to continue your PSP and update your PSP to remove any objectives that have been addressed and include any new objectives that are needed.