

## 2023 INSTRUCTIONAL ANNUAL PROGRAM PLANNING WORKSHEET

CURRENT YEAR: 2023

PROGRAM: COACHING CERTIFICATE

CLUSTER: SKILLED TRADE TECHNOLOGY LAST YEAR CPPR COMPLETED: 2017

NEXT SCHEDULED CPPR: 2024 CURRENT DATE: 2/24/2023

The Annual Program Planning Worksheet (APPW) is the process for:

- reviewing, analyzing and assessing programs on an annual basis
- documenting relevant program changes, trends, and plans for the upcoming year
- identifying program needs, if any, that will become part of the program's Resource Plan ([download from this folder](#)) (Please review the [Resource Allocation Rubric](#) when preparing the resource plan)
- highlighting specific program accomplishments and updates since last year's APPW
- tracking progress on a Program Sustainability Plan if established previously

**Note:** Degrees and/or certificates for the *same* program *may be consolidated* into one APPW.

This APPW encompasses the following degrees and/or certificates:

KINE 202 PRINCIPLES OF COACHING

REC 203 INTRAMURAL AND RECREATIONAL SPORT PROGRAMMING

KINE 213 INTRODUCTION TO PREVENTION AND CARE OF ATHLETIC INJURIES 3

### GENERAL PROGRAM UPDATE

Describe significant changes, if any, to program mission, purpose or direction. *If there are not any, indicate: NONE.*

The purpose of the Coaching Certificate is to prepare hopeful CIF coaches for instruction at high schools within California. To best prepare these hopeful coaches the advising body for the Coaching Cert decided it would be in the best interest of students taking classes and the certificate itself if the number of units in the certificated program was reduced from 12 to 6. The classes necessary to complete will need to be changed to HEED 204 and KINE 202.

### PROGRAM SUSTAINABILITY PLAN UPDATE

Was a Program Sustainability Plan established in your program's most recent Comprehensive Program Plan and Review?

Yes  If yes, please complete the Program Sustainability Plan Progress Report below.

No  If no, you do not need to complete a Progress Report.

If you selected yes, please complete the Program Sustainability Plan Progress Report below after

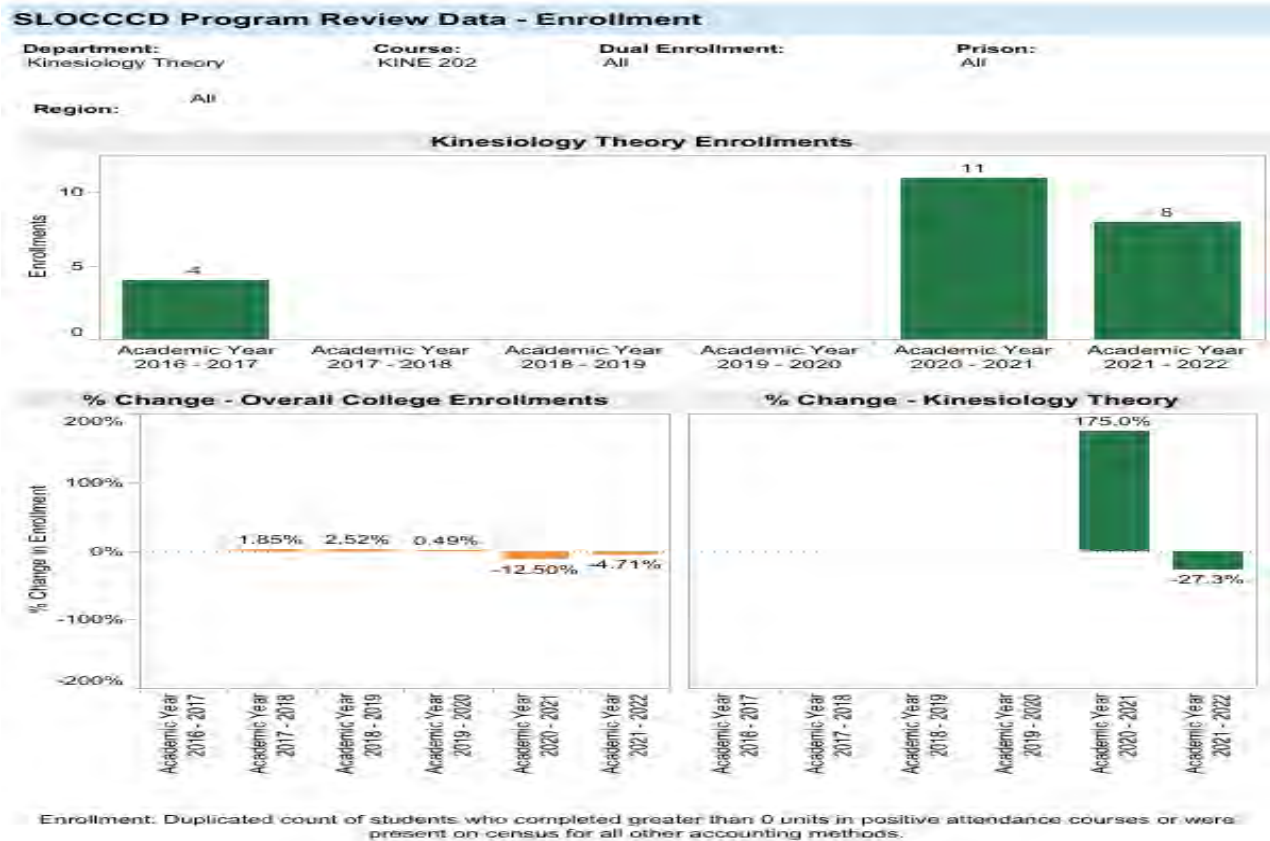
you complete the Data Analysis section. That data collection and analysis will help you to update, if necessary, your Program Sustainability Plan.

## DATA ANALYSIS AND PROGRAM-SPECIFIC MEASUREMENTS

Your responses to the prompts for the data elements below should be for the entire program. If this APPW is for multiple degrees and/or certificates, then you MAY want to comment on each degree and/or certificate or discuss them holistically for the entire program being sure to highlight relevant trends for particular degrees and/or certificates if necessary. Responses in this document need only reference the most recent year’s available data.

A. [General Enrollment \(Insert Aggregated Data Chart\)](#)

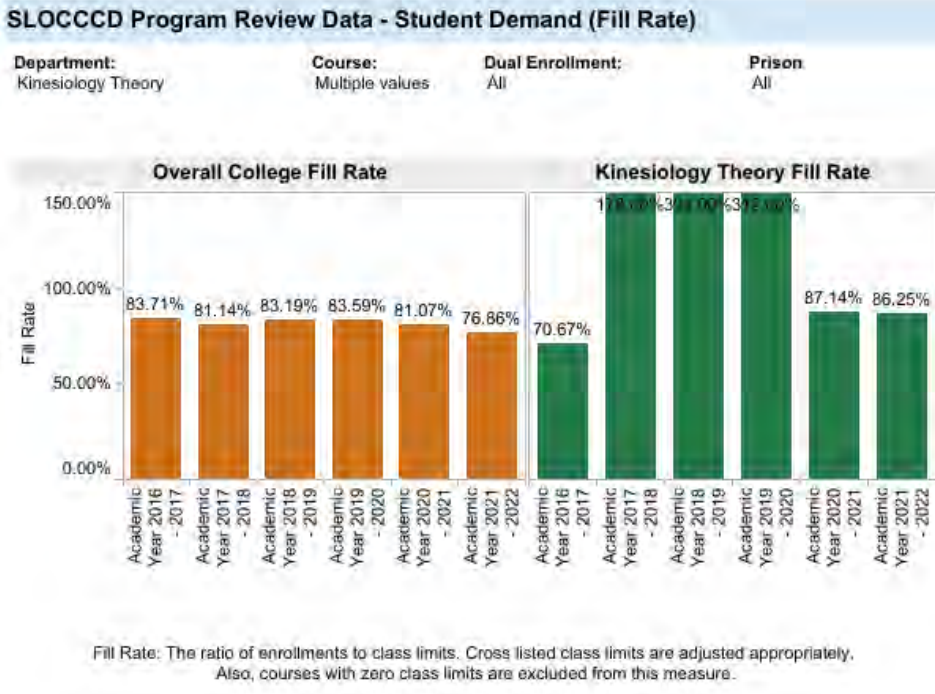
Insert the data chart and explain observed differences between the program and the college.



There is not a strong correlation between academic enrollment at the college and students completing the KINE 202 course toward the Coaching Certificate. The graph reflects a decrease in enrollment.

B. [General Student Demand \(Fill Rate\) \(Insert Aggregated Data Chart\)](#)

Insert the data chart and explain observed differences between the program and the college.



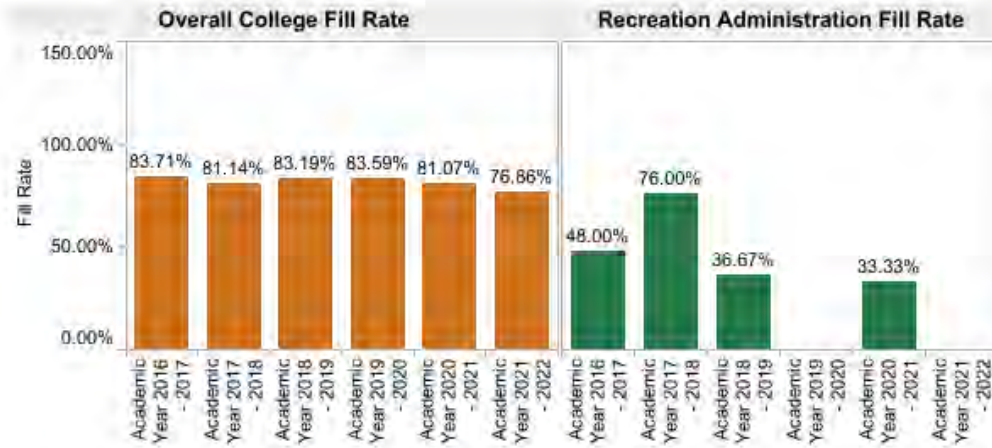
## SLOCCCD Program Review Data - Student Demand (Fill Rate)

Department:  
Recreation Administration

Course:  
REC 203

Dual Enrollment:  
All

Prison:  
All



Fill Rate: The ratio of enrollments to class limits. Cross listed class limits are adjusted appropriately. Also, courses with zero class limits are excluded from this measure.

The values above KINE 213 and KINE 202. Dual enrollment is a significant help but is still lower than last APPW. Rec 203 did not fill 2021-22.

C. [General Efficiency \(FTES/FTEF\) \(Insert Aggregated Data Chart\)](#)

Insert the data chart and explain observed differences between the program and the college.

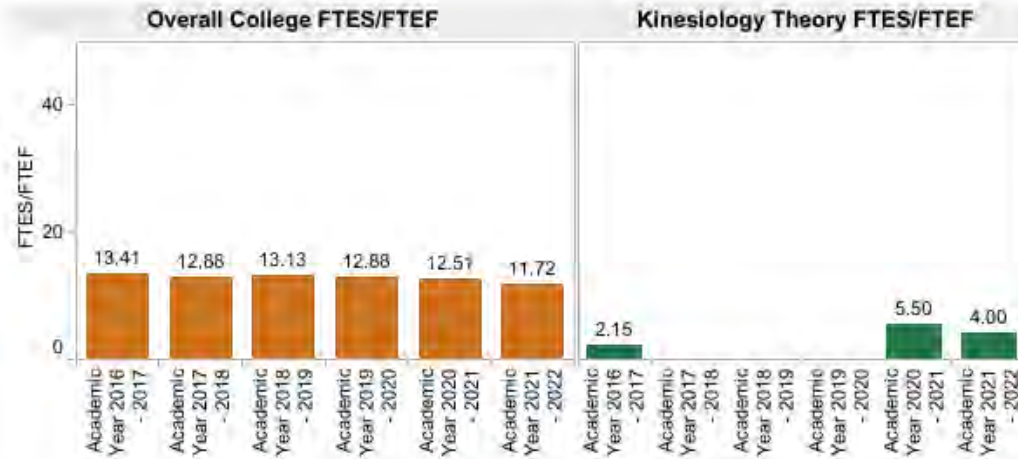
## SLOCCCD Program Review Data - Efficiency (FTES/FTEF)

Department:  
Kinesiology Theory

Course:  
KINE 202

Dual Enrollment:  
All

Prison:  
All



FTES/FTEF: The ratio of total FTES to Full-Time Equivalent Faculty  
(SXD4 Total-Hours/17.5)/XE03 FACULTY-ASSIGNMENT-FTE)

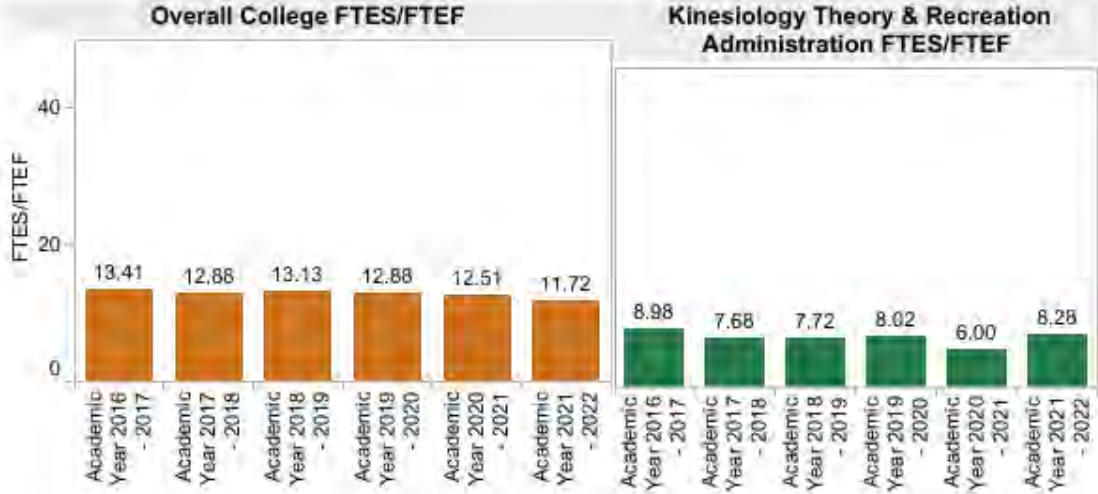
## SLOCCCD Program Review Data - Efficiency (FTES/FTEF)

Department:  
Multiple values

Course:  
Multiple values

Dual Enrollment:  
All

Prison:  
All



FTES/FTEF: The ratio of total FTES to Full-Time Equivalent Faculty  
(SXD4 Total-Hours/17.5)/XE03 FACULTY-ASSIGNMENT-FTE)

FTES/FTEF generated through this certificate is VERY low. Without dual enrollment this course would be even more inefficient. Both KINE and REC are below the college average.

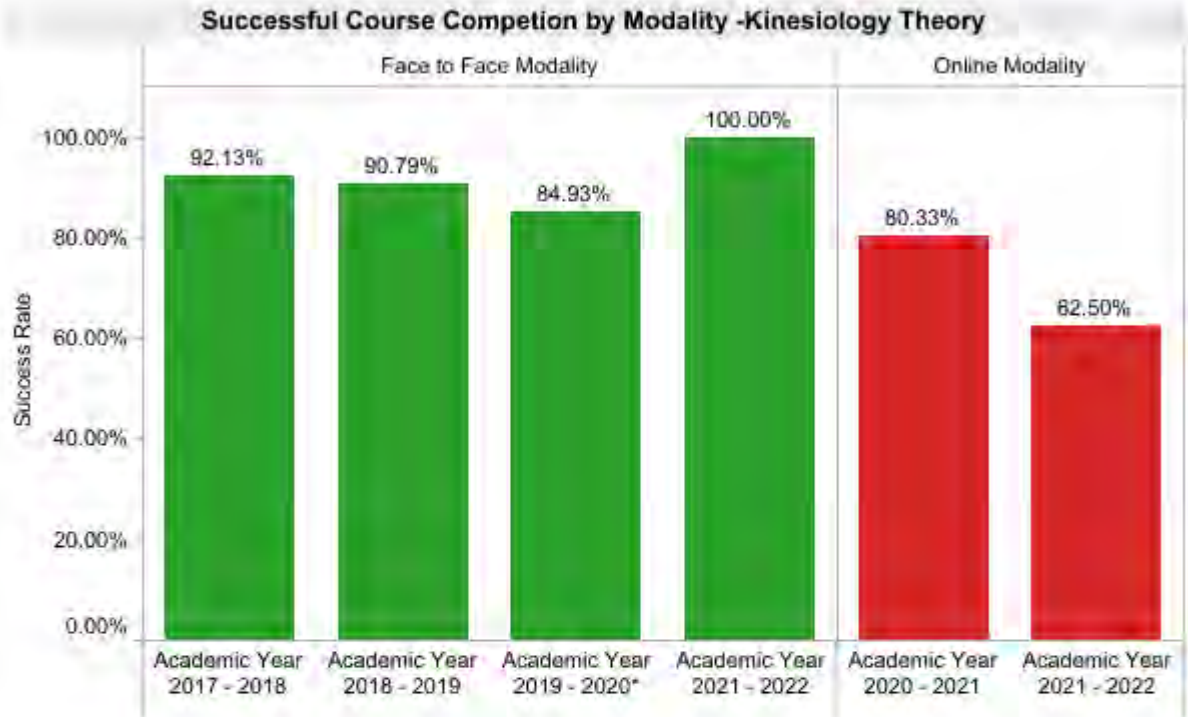
D. [Student Success—Course Completion by Modality \(Insert Data Chart\)](#)

**SLOCCCD Program Review Data: Successful Course Completion**

Select Department:  
Kinesiology Theory

Course:  
Multiple values

Legend:  
■ Face to Face Modality  
■ Online Modality



**Successful Course Completion by Modality Table - Kinesiology Theory**

		Academic Year 2017 - 2018	Academic Year 2018 - 2019	Academic Year 2019 - 2020*	Academic Year 2020 - 2021	Academic Year 2021 - 2022
Face to Face Modality	Department Success Rate	83.12%	84.65%	86.38%	80.95%	86.15%
	Total Department Enrollments	237.0	241.0	328.0	195.0	132.0
Online Modality	Department Success Rate	73.91%	77.97%	80.39%	73.71%	71.89%
	Total Department Enrollments	46.0	59.0	58.0	254.0	185.0

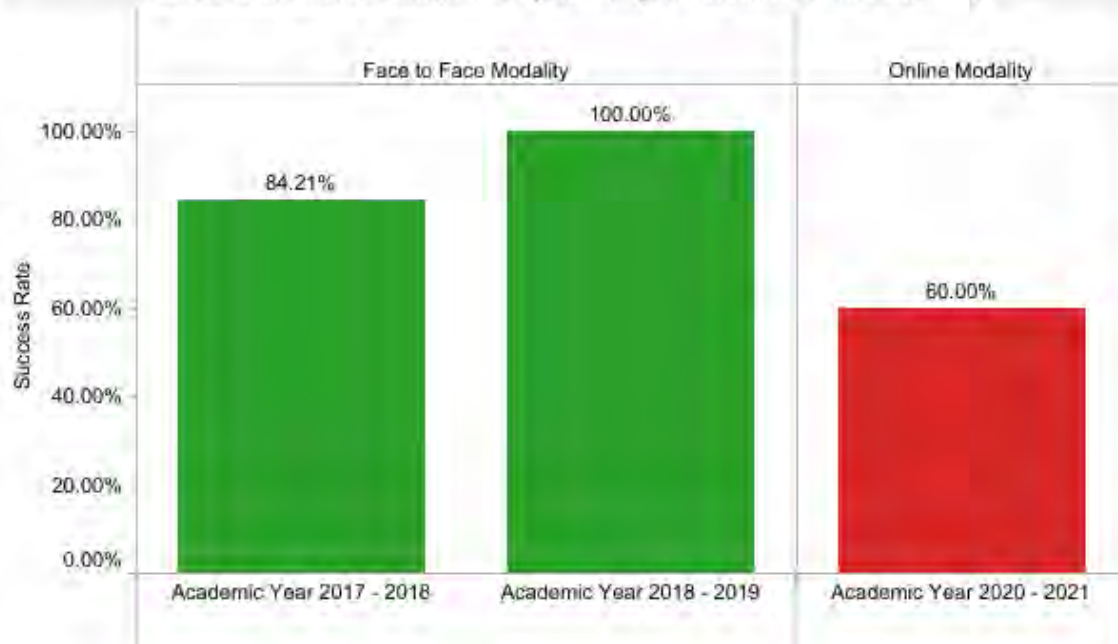
## SLOCCCD Program Review Data: Successful Course Completion

Select Department:  
Recreation Administration

Course:  
REC203

Legend:  
■ Face to Face Modality  
■ Online Modality

**Successful Course Completion by Modality -Recreation Administration**



**Successful Course Completion by Modality Table - Recreation Administration**

		Academic Year 2017 - 2018	Academic Year 2018 - 2019	Academic Year 2019 - 2020*	Academic Year 2020 - 2021	Academic Year 2021 - 2022
Face to Face Modality	Department Success Rate	86.96%	92.98%	97.37%		84.62%
	Total Department Enrollments	69.00	57.00	38.00		26.00
Online Modality	Department Success Rate				68.75%	
	Total Department Enrollments				32.00	

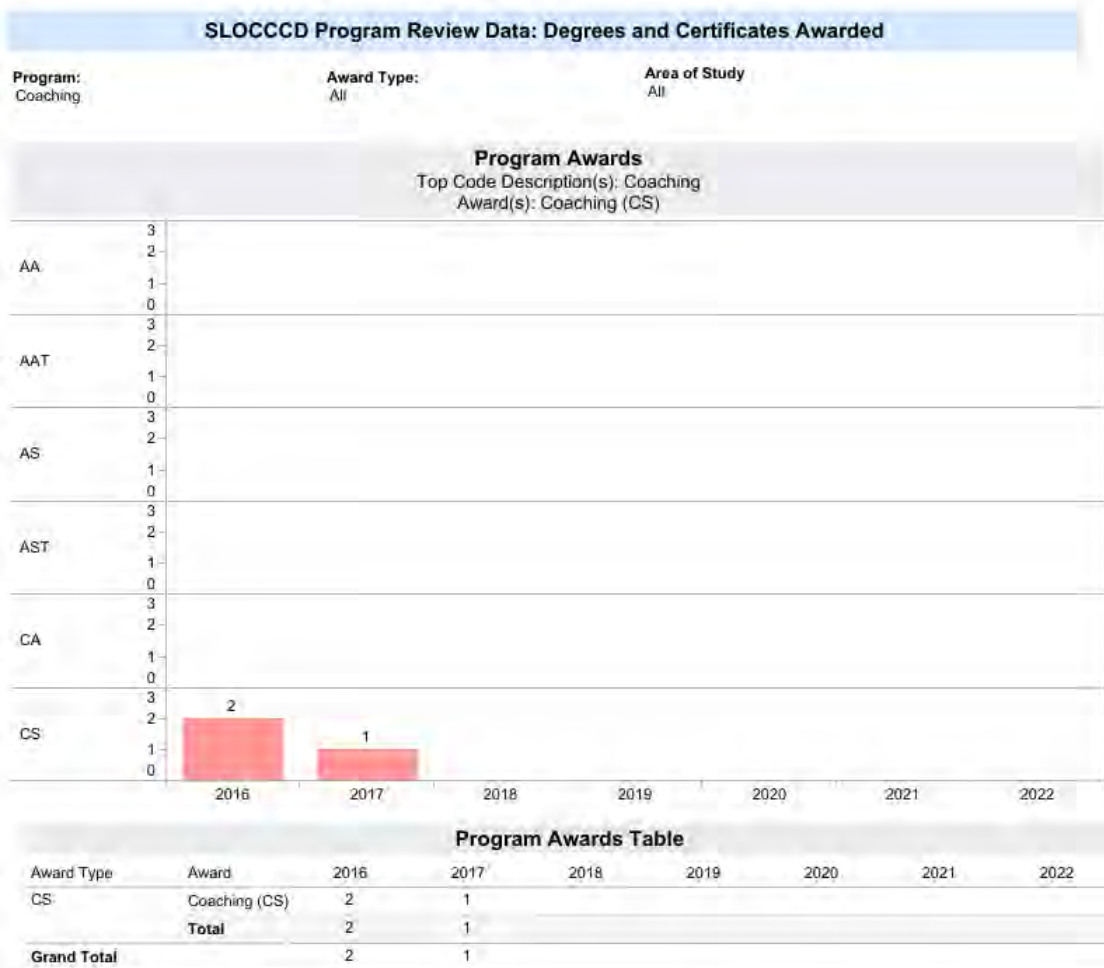
Insert the data chart and explain observed differences between the program and the college.



The graph generated by checking the appropriate boxes in the link does not provide a side-by-side comparison of successful course completion for KINE 213 KINE 202/ REC 203 alongside the college. What can be determined from the bar graph is that the courses listed above have a high course completion rate in face-to-face modality. The online modality has decreased from previous year.

E. [Degrees and Certificates Awarded \(Insert Data Chart\)](#)

Insert the data chart and explain observed differences between the program and the college.



Program Awards: The number of degrees and certificates awarded by program type

The drop-down menu for degrees and certificates awarded under the umbrella of Kinesiology did not provide the Coaching Certificate as an option to pick from. Individually

the coaching certification has not been awarded since 2017.

F. General Student Success – Course Completion (Insert Aggregated Data Chart)

Insert the data chart and explain observed differences between the program and the college.

## SLOCCCD Program Review Data: Successful Course Completion

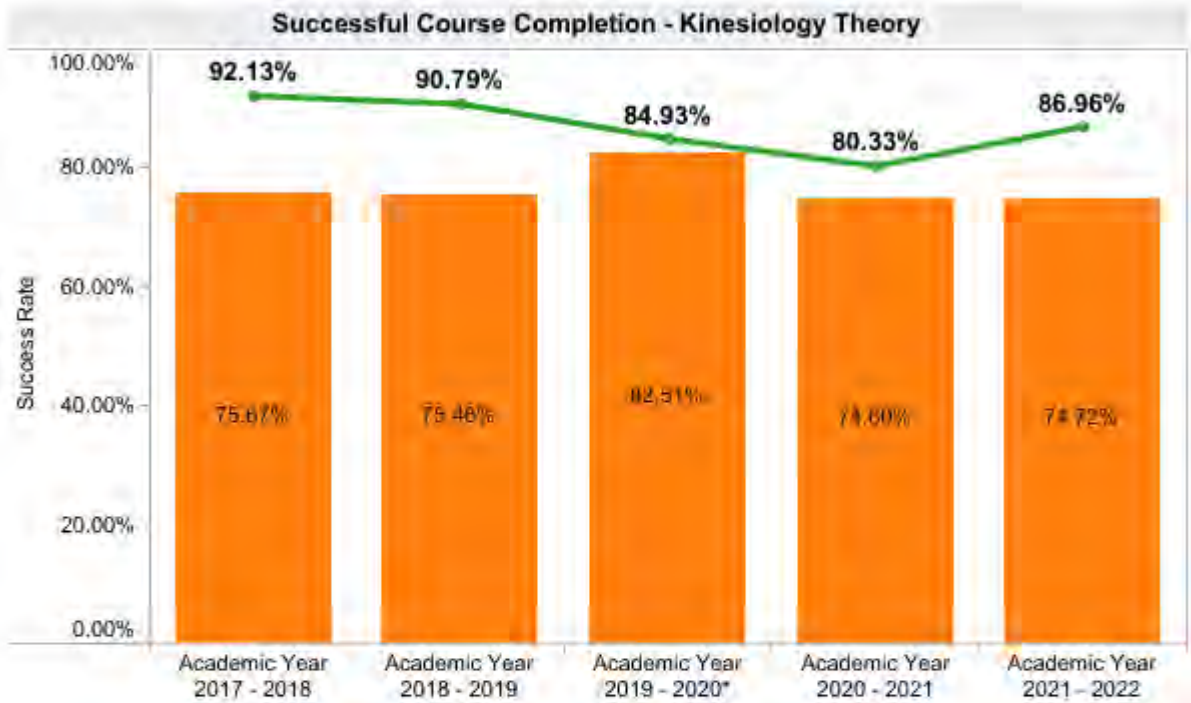
Select Department:  
Kinesiology Theory

TERM  
All

### Measure Names

- Department Success Rate
- Overall College Success Rate

COURSE  
Multiple values



**Kinesiology Theory Success Rate Table**

	Academic Year 2017 - 2018	Academic Year 2018 - 2019	Academic Year 2019 - 2020*	Academic Year 2020 - 2021	Academic Year 2021 - 2022
Department Success..	92.13%	90.79%	84.93%	80.33%	86.96%
Total Enrollments	89	76	78	61	69

Success: The Percentage of student enrollments resulting in a final grade of "C" or better

## SLOCCCD Program Review Data: Successful Course Completion

Select Department:  
Recreation Administration

TERM  
All

Measure Names  
■ Department Success Rate  
■ Overall College Success Rate

COURSE  
REC203



**Recreation Administration Success Rate Table**

	Academic Year 2017 - 2018	Academic Year 2018 - 2019	Academic Year 2020 - 2021
Department Success..	84.21%	100.00%	60.00%
Total Enrollments	19	11	10

Success: The Percentage of student enrollments resulting in a final grade of "C" or better

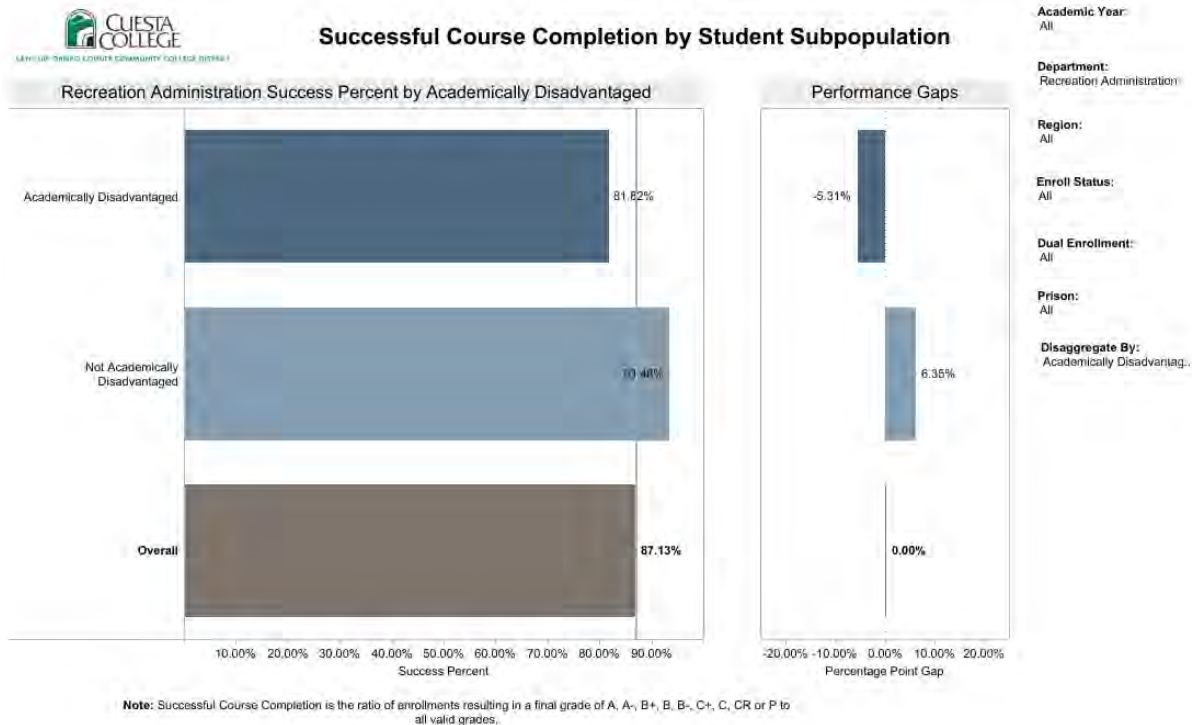
KINE theory classes over the last 5 years have had a higher completion rate than the college success rate. REC has had a high completion rate up until 2020-21. This may have

to do with course offerings.

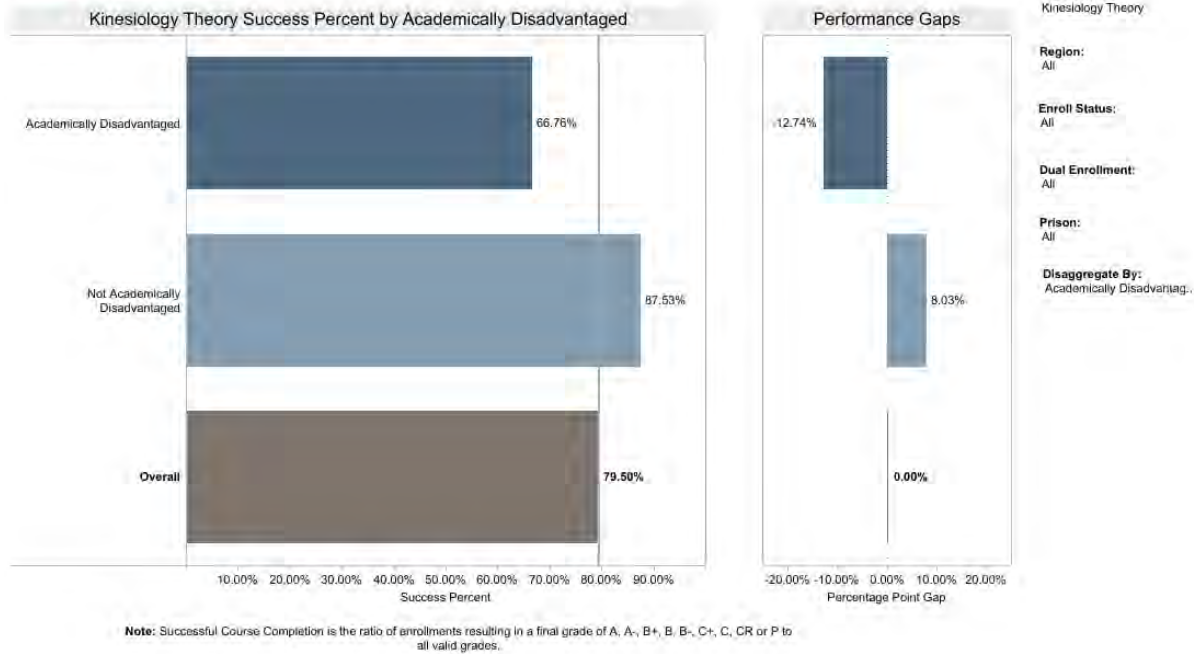
- G. Review the [Disaggregated Student Success](#) charts; include any charts that you will reference. Describe any departmental or pedagogical outcomes that have occurred as a result of programmatic discussion regarding the data presented.

The following are some questions you might want to consider:

- What specific groups are experiencing inequities? What patterns do you notice in the data? How have the equity gaps changed since the previous academic year?
- What professional opportunities are your program faculty participating in to address closing equity gaps?
- What strategies, policies and/or practices in your program have you implemented or what could be improved to better support students who experience equity gaps?



### Successful Course Completion by Student Subpopulation



The bar graph displayed above corroborates what would be expected of fill rates for low-income individuals and non-low income individuals taking either KINE 213/202 and REC 203. The success rate is significantly lower for low income individuals. The performance gap signals lower performance for low-income individuals and higher success rate for non-low income individuals.

### OTHER RELEVANT PROGRAM DATA (OPTIONAL)

Provide and comment on any other data that is relevant to your program such as state or national certification/licensure exam results, employment data, etc. If necessary, describe origin and/or data collection methods used.

### PROGRAM OUTCOMES ASSESSMENT CHECKLIST AND NARRATIVE

#### CHECKLIST:

- SLO assessment cycle calendar is up to date.
- All courses scheduled for assessment have been assessed in eLumen.
- Program Sustainability Plan progress report completed (if applicable).

#### NARRATIVE:

Briefly describe program changes, if any, which have been implemented in the previous year as a direct result of the Program or Student Services Learning Outcomes Assessment. *If no program changes have been made as results of Program or Student Services Learning Outcomes Assessment, indicate: NONE.*

### **PROGRAM PLANNING / FORECASTING FOR THE NEXT ACADEMIC YEAR**

Briefly describe any program plans for the upcoming academic year. These may include but are not limited to the following: *(Note: you do not need to respond to each of the items below). If there are no forecasted plans for the program, for the upcoming year, indicate: NONE.*

- A. New or modified plans for achieving program-learning outcomes
- B. Anticipated changes in curriculum, scheduling or delivery modality
- C. Levels, delivery or types of services
- D. Facilities changes
- E. Staffing projections
- F. Other

## PROGRAM SUSTAINABILITY PLAN PROGRESS REPORT

This section only needs to be completed if a program has an existing Program Sustainability Plan. Indicate whether objectives established in your Program Sustainability Plan have been addressed or not, and if improvement targets have been met.

Area of Decline or Challenge	Identified Objective (Paste from PSP)	Planning Steps (Check all that apply)	Has the Improvement Target Been Met?
Enrollment		<input type="checkbox"/> Identified <input type="checkbox"/> Resources Allocated <input type="checkbox"/> Implemented	Select one
Student Demand (Fill Rate)		<input type="checkbox"/> Identified <input type="checkbox"/> Resources Allocated <input type="checkbox"/> Implemented	Select one
Efficiency (FTES/FTEF)		<input type="checkbox"/> Identified <input type="checkbox"/> Resources Allocated <input type="checkbox"/> Implemented	Select one
Student Success – Course Completion		<input type="checkbox"/> Identified <input type="checkbox"/> Resources Allocated <input type="checkbox"/> Implemented	Select one
Student Success – Course Modality		<input type="checkbox"/> Identified <input type="checkbox"/> Resources Allocated <input type="checkbox"/> Implemented	Select one
Degrees and Certificates Awarded		<input type="checkbox"/> Identified <input type="checkbox"/> Resources Allocated <input type="checkbox"/> Implemented	Select one

If Program Sustainability Plan is still necessary, provide a brief description of how you plan to continue your PSP and update your PSP to remove any objectives that have been addressed and include any new objectives that are needed.