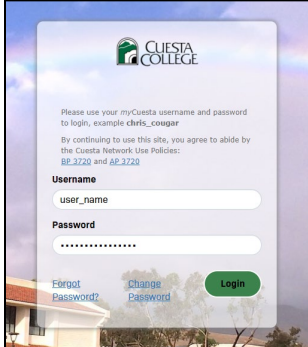
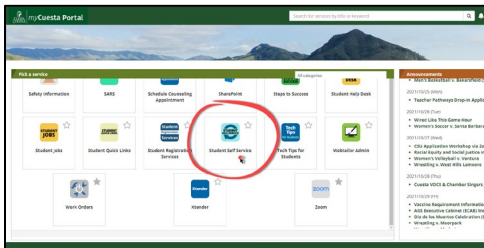


Viewing and Printing Unofficial Transcripts

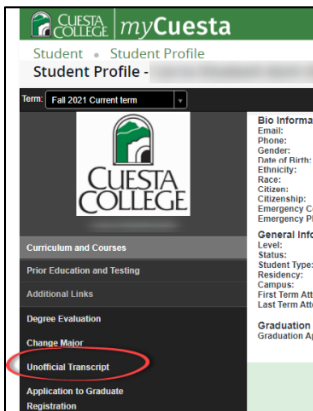
1. Login to [myCuesta](#) using your Cuesta username and password
Forgot username?- email support@my.cuesta.edu. Forgot password?- [Change your password](#)



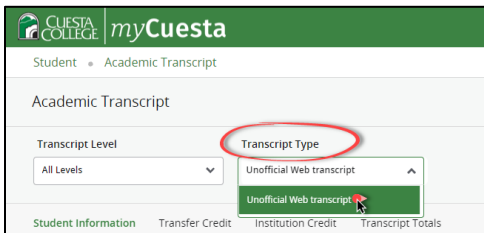
2. Locate and select Student Self Service from the list of choices under Pick a service in myCuesta



3. Select the Unofficial Transcript option from the left menu on the Student Profile page



4. Select Unofficial Web Transcript for the Transcript Type to view your unofficial transcript



5. To print your transcripts use CTRL+P on a PC or Command+P on a Mac