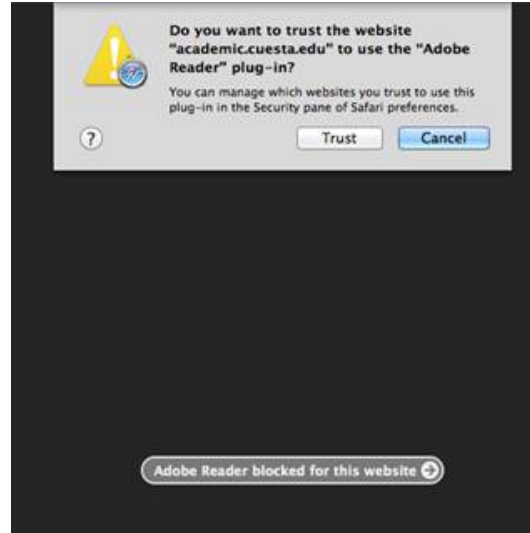


Some Mac users are reporting problems viewing PDFs online. I tested and found issues with both Safari and Firefox on the Mac.

### Safari

When trying to open a PDF form, Safari gives an error “Adobe Reader blocked for this website”.

1. Click the arrow to the right of the error message.  
*A dialog will appear asking if you trust the website.*



2. Click **Trust**.

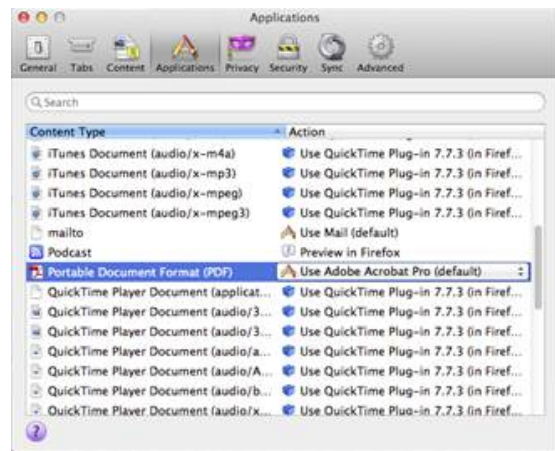
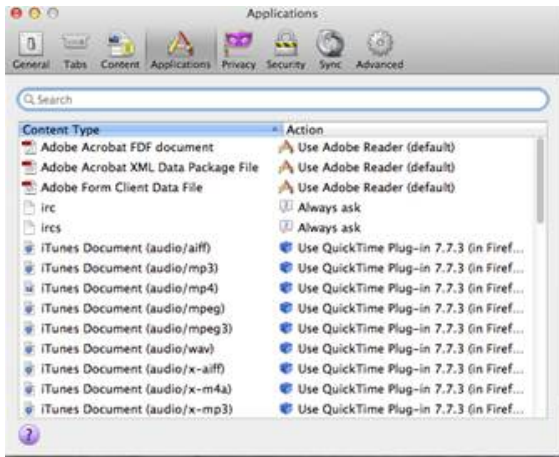
### Firefox

When trying to open a PDF form, Firefox displays an error message.

1. Click **Firefox** on the menu bar (just right of the Apple menu icon).



2. Select **Preferences**.  
*The Firefox Preferences dialog will appear.*
3. Click **Applications** (center top row of icons).



4. If necessary scroll until you can see the first "Adobe Acrobat..." Content Type.
5. Change the "Action" to either **User Adobe Reader** or **User Adobe Acrobat Pro**.
6. Close the window.

For further help or questions, please contact Sean.

~~~~~  
 sean landers

technology trainer / customer support  
 cuesta college / computer services  
 slo county community college district  
 p.o. box 8106  
 san luis obispo, ca 93403-8106  
 805.546.3248 / 805.546.3184 (fax)  
 ~~~~~