

**Survey of Entering Student Engagement - Cuesta College (2012 Administration)**

**2012 Benchmark Scores Report - Main Survey**

Comparison Group: Large Colleges in the 2012 Cohort\*

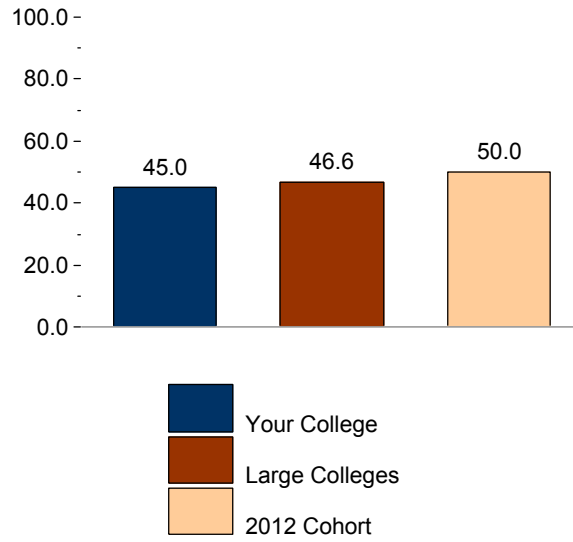
Entering Students Only

[Weighted]

Benchmark	Your College	Large Colleges		2012 Cohort	
	Score	Score	Difference	Score	Difference
Early Connections	45.0	46.6	-1.6	50.0	-5.0
High Expectations and Aspirations	44.4	49.5	-5.1	50.0	-5.6
Clear Academic Plan and Pathway	41.0	47.7	-6.7	50.0	-9.0
Effective Track to College Readiness	45.2	49.2	-4.0	50.0	-4.8
Engaged Learning	48.0	50.0	-2.1	50.0	-2.0
Academic and Social Support Network	52.7	49.0	3.7	50.0	2.7

\* The comparison group and cohort columns on this page INCLUDE your college.

**Survey of Entering Student Engagement**  
**Cuesta College (2012 Administration)**  
**2012 Benchmark Bar Chart - Main Survey**  
Comparison Group: Large Colleges in the 2012 Cohort\*  
Entering Students Only  
[Weighted]  
Early Connections (EARLYCON)



\* The comparison group and cohort bars on this page INCLUDE your college.

**Survey of Entering Student Engagement - Cuesta College (2012 Administration)**

**2012 Benchmark Means Report - Main Survey**

Comparison Group: Large Colleges in the 2012 Cohort\*

Entering Students Only

[Weighted]

Early Connections (EARLYCON)

		Your College	Large Colleges		2012 Cohort	
Item	Variable	Mean	Mean	Effect Size**	Mean	Effect Size**
Item 18: Think about your experiences from the time of your decision to attend this college through the end of the first three weeks of your first semester/quarter.						
1 = Strongly disagree, 2 = Disagree, 3 = Neutral, 4 = Agree, 5 = Strongly agree						
18a. The very first time I came to this college I felt welcome [EARLYCON]	WELCOME	4.02	3.93		3.97	
18i. The college provided me with adequate information about financial assistance (scholarships, grants, loans, etc.) [EARLYCON]	FAINFO	3.34	3.30		3.40	
18j. A college staff member helped me determine whether I qualified for financial assistance [EARLYCON]	QUALFA	2.86	2.85		2.99	
18p. At least one college staff member (other than an instructor) learned my name [EARLYCON]	CSTAFNAM	3.12	3.08		3.19	
One or more items in this benchmark are not suited to means calculations. Please see the Frequency Distribution that follows for these items.						

\* The comparison group and cohort columns on this page EXCLUDE your college.

\*\* T-test: 2-tailed

If a row contains less than 50 respondents, interpret the comparison results cautiously.

**Survey of Entering Student Engagement - Cuesta College (2012 Administration)**

**2012 Benchmark Frequency Distributions - Main Survey**

Comparison Group: Large Colleges in the 2012 Cohort\*

Entering Students Only

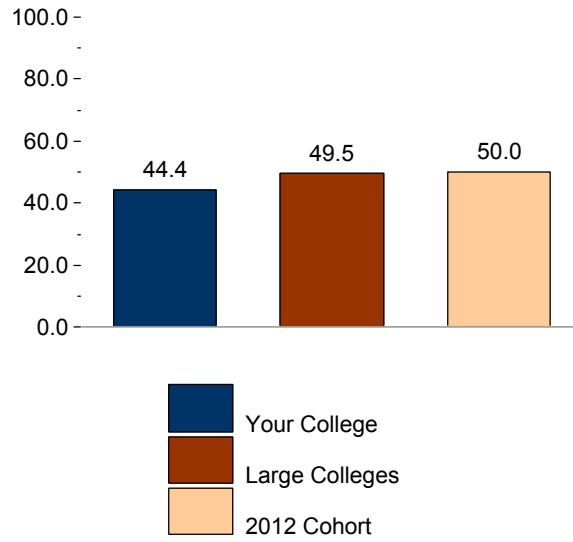
[Weighted]

Early Connections (EARLYCON)

Item	Variable	Responses	Your College		Large Colleges		2012 Cohort	
			Count	Percent	Count	Percent	Count	Percent
<b>Item 18: Think about your experiences from the time of your decision to attend this college through the end of the first three weeks of your first semester/quarter.</b>								
18a. The very first time I came to this college I felt welcome [EARLYCON]	WELCOME	Strongly disagree	1	0.1	277	1.0	831	0.9
		Disagree	10	2.4	692	2.4	2,133	2.2
		Neutral	93	21.4	7,393	25.7	22,793	23.7
		Agree	209	48.0	12,805	44.5	43,634	45.3
		Strongly agree	123	28.1	7,633	26.5	26,936	28.0
		<b>Total</b>	<b>437</b>	<b>100.0</b>	<b>28,800</b>	<b>100.0</b>	<b>96,327</b>	<b>100.0</b>
18i. The college provided me with adequate information about financial assistance (scholarships, grants, loans, etc.) [EARLYCON]	FAINFO	Strongly disagree	33	7.5	2,528	8.8	7,255	7.6
		Disagree	75	17.2	4,911	17.1	14,481	15.1
		Neutral	109	25.0	7,617	26.5	24,924	25.9
		Agree	148	34.1	8,816	30.7	31,224	32.5
		Strongly agree	70	16.2	4,819	16.8	18,183	18.9
		<b>Total</b>	<b>435</b>	<b>100.0</b>	<b>28,690</b>	<b>100.0</b>	<b>96,067</b>	<b>100.0</b>
18j. A college staff member helped me determine whether I qualified for financial assistance [EARLYCON]	QUALFA	Strongly disagree	60	14.0	3,994	14.0	11,386	11.9
		Disagree	120	27.8	8,304	29.0	25,260	26.4
		Neutral	122	28.3	7,472	26.1	24,856	26.0
		Agree	78	18.1	5,639	19.7	21,046	22.0
		Strongly agree	51	11.8	3,206	11.2	13,202	13.8
		<b>Total</b>	<b>432</b>	<b>100.0</b>	<b>28,614</b>	<b>100.0</b>	<b>95,751</b>	<b>100.0</b>
18p. At least one college staff member (other than an instructor) learned my name [EARLYCON]	CSTAFNAM	Strongly disagree	67	15.3	4,610	16.1	13,374	13.9
		Disagree	109	24.9	6,547	22.8	20,660	21.5
		Neutral	75	17.3	5,171	18.0	17,529	18.3
		Agree	74	17.0	6,617	23.1	23,385	24.4
		Strongly agree	111	25.5	5,746	20.0	21,067	21.9
		<b>Total</b>	<b>436</b>	<b>100.0</b>	<b>28,690</b>	<b>100.0</b>	<b>96,016</b>	<b>100.0</b>
<b>Item 23</b>								
23. Was a specific person assigned to you so you could see him/her each time you needed information or assistance?	ASNPERS	Yes	55	12.8	5,791	20.9	23,455	25.2
		No	373	87.2	21,915	79.1	69,526	74.8
		<b>Total</b>	<b>428</b>	<b>100.0</b>	<b>27,706</b>	<b>100.0</b>	<b>92,981</b>	<b>100.0</b>

\* The comparison group and cohort columns on this page EXCLUDE your college.

**Survey of Entering Student Engagement  
Cuesta College (2012 Administration)  
2012 Benchmark Bar Chart - Main Survey**  
Comparison Group: Large Colleges in the 2012 Cohort\*  
Entering Students Only  
[Weighted]  
High Expectations and Aspirations (HIEXPECT)



\* The comparison group and cohort bars on this page INCLUDE your college.

**Survey of Entering Student Engagement - Cuesta College (2012 Administration)**

**2012 Benchmark Means Report - Main Survey**

Comparison Group: Large Colleges in the 2012 Cohort\*

Entering Students Only

[Weighted]

High Expectations and Aspirations (HIEXPECT)

		Your College	Large Colleges		2012 Cohort	
Item	Variable	Mean	Mean	Effect Size**	Mean	Effect Size**
Item 18: Think about your experiences from the time of your decision to attend this college through the end of the first three weeks of your first semester/quarter.						
1 = Strongly disagree, 2 = Disagree, 3 = Neutral, 4 = Agree, 5 = Strongly agree						
18b. The instructors at this college want me to succeed [HIEXPECT]	WNTSCCD	4.26	4.25		4.27	
18t. I have the motivation to do what it takes to succeed in college [HIEXPECT]	ITTAKES	4.39	4.44		4.44	
18u. I am prepared academically to succeed in college [HIEXPECT]	ACPRPRD	4.27	4.31		4.30	
Item 19: During the first three weeks of your first semester/quarter at this college, about how often did you do the following?						
1 = Never, 2 = Once, 3 = Two or three times, 4 = Four or more times						
19c. Turn in an assignment late [HIEXPECT]	LATETURN	1.42	1.41		1.41	
19d. Not turn in an assignment [HIEXPECT]	NOTTURN	1.47	1.36		1.34	0.21**
19f. Come to class without completing readings or assignments [HIEXPECT]	NOTCOMPL	1.80	1.59	0.27**	1.59	0.27**
19s. Skip class [HIEXPECT]	SKIPCL	1.49	1.35	0.23**	1.35	0.22**

\* The comparison group and cohort columns on this page EXCLUDE your college.

\*\* T-test: 2-tailed

If a row contains less than 50 respondents, interpret the comparison results cautiously.

**Survey of Entering Student Engagement - Cuesta College (2012 Administration)**

**2012 Benchmark Frequency Distributions - Main Survey**

Comparison Group: Large Colleges in the 2012 Cohort\*

Entering Students Only

[Weighted]

High Expectations and Aspirations (HIEXPECT)

Item	Variable	Responses	Your College		Large Colleges		2012 Cohort	
			Count	Percent	Count	Percent	Count	Percent
<b>Item 18: Think about your experiences from the time of your decision to attend this college through the end of the first three weeks of your first semester/quarter.</b>								
18b. The instructors at this college want me to succeed [HIEXPECT]	WNTSCCD	Strongly disagree	1	0.1	70	0.2	210	0.2
		Disagree	4	1.0	236	0.8	692	0.7
		Neutral	56	12.9	3,587	12.5	11,172	11.6
		Agree	194	44.5	13,511	47.0	44,983	46.8
		Strongly agree	181	41.5	11,344	39.5	39,070	40.6
		<b>Total</b>	<b>437</b>	<b>100.0</b>	<b>28,747</b>	<b>100.0</b>	<b>96,127</b>	<b>100.0</b>
18t. I have the motivation to do what it takes to succeed in college [HIEXPECT]	ITTAKES	Strongly disagree	1	0.3	110	0.4	387	0.4
		Disagree	4	1.0	309	1.1	991	1.0
		Neutral	39	8.9	2,363	8.2	7,999	8.3
		Agree	170	38.9	9,947	34.6	33,650	35.0
		Strongly agree	222	50.9	15,982	55.7	53,053	55.2
		<b>Total</b>	<b>436</b>	<b>100.0</b>	<b>28,711</b>	<b>100.0</b>	<b>96,079</b>	<b>100.0</b>
18u. I am prepared academically to succeed in college [HIEXPECT]	ACPRPRD	Strongly disagree	1	0.3	156	0.5	462	0.5
		Disagree	3	0.6	405	1.4	1,374	1.4
		Neutral	62	14.1	3,490	12.1	11,808	12.3
		Agree	182	41.7	11,025	38.3	37,295	38.8
		Strongly agree	189	43.3	13,688	47.6	45,291	47.1
		<b>Total</b>	<b>436</b>	<b>100.0</b>	<b>28,765</b>	<b>100.0</b>	<b>96,230</b>	<b>100.0</b>
<b>Item 19: During the first three weeks of your first semester/quarter at this college, about how often did you do the following?</b>								
19c. Turn in an assignment late [HIEXPECT]	LATETURN	Never	306	69.9	19,502	67.9	65,063	67.7
		Once	89	20.4	7,007	24.4	23,695	24.6
		Two or three times	30	6.9	1,947	6.8	6,529	6.8
		Four or more times	12	2.8	255	0.9	855	0.9
		<b>Total</b>	<b>437</b>	<b>100.0</b>	<b>28,711</b>	<b>100.0</b>	<b>96,143</b>	<b>100.0</b>
19d. Not turn in an assignment [HIEXPECT]	NOTTURN	Never	284	64.9	20,876	73.1	70,781	74.0
		Once	111	25.3	5,538	19.4	18,145	19.0
		Two or three times	32	7.3	1,708	6.0	5,302	5.5
		Four or more times	11	2.5	420	1.5	1,371	1.4
		<b>Total</b>	<b>437</b>	<b>100.0</b>	<b>28,542</b>	<b>100.0</b>	<b>95,598</b>	<b>100.0</b>
19f. Come to class without completing readings or assignments [HIEXPECT]	NOTCOMPL	Never	180	41.1	16,552	57.5	55,320	57.5
		Once	181	41.3	8,118	28.2	27,487	28.5
		Two or three times	63	14.3	3,323	11.6	10,970	11.4
		Four or more times	15	3.4	771	2.7	2,501	2.6
		<b>Total</b>	<b>438</b>	<b>100.0</b>	<b>28,764</b>	<b>100.0</b>	<b>96,278</b>	<b>100.0</b>

\* The comparison group and cohort columns on this page EXCLUDE your college.

**Survey of Entering Student Engagement - Cuesta College (2012 Administration)**

**2012 Benchmark Frequency Distributions - Main Survey**

Comparison Group: Large Colleges in the 2012 Cohort\*

Entering Students Only

[Weighted]

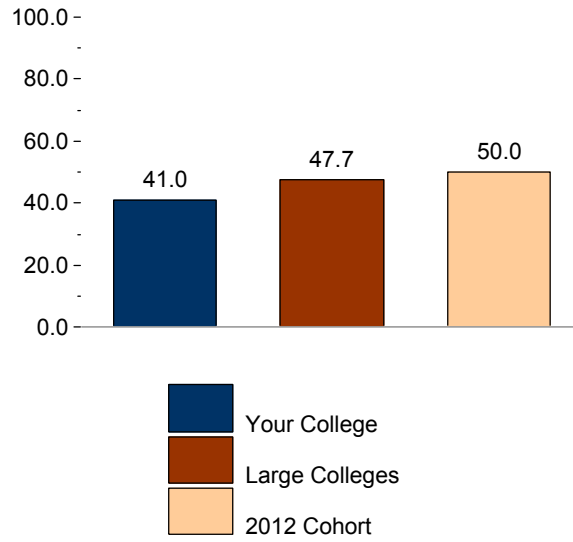
High Expectations and Aspirations (HIEEXPECT)

Item	Variable	Responses	Your College		Large Colleges		2012 Cohort	
			Count	Percent	Count	Percent	Count	Percent
Item 19: During the first three weeks of your first semester/quarter at this college, about how often did you do the following?								
19s. Skip class [HIEEXPECT]	SKIPCL	Never	278	63.3	21,523	74.8	71,493	74.2
		Once	116	26.4	4,953	17.2	16,976	17.6
		Two or three times	35	8.0	1,932	6.7	6,525	6.8
		Four or more times	10	2.4	383	1.3	1,314	1.4
		Total	440	100.0	28,792	100.0	96,307	100.0

\* The comparison group and cohort columns on this page EXCLUDE your college.



**Survey of Entering Student Engagement**  
**Cuesta College (2012 Administration)**  
**2012 Benchmark Bar Chart - Main Survey**  
Comparison Group: Large Colleges in the 2012 Cohort\*  
Entering Students Only  
[Weighted]  
Clear Academic Plan and Pathway (ACADPLAN)



\* The comparison group and cohort bars on this page INCLUDE your college.

**Survey of Entering Student Engagement - Cuesta College (2012 Administration)**

**2012 Benchmark Means Report - Main Survey**

Comparison Group: Large Colleges in the 2012 Cohort\*

Entering Students Only

[Weighted]

Clear Academic Plan and Pathway (ACADPLAN)

		Your College	Large Colleges		2012 Cohort	
Item	Variable	Mean	Mean	Effect Size**	Mean	Effect Size**
Item 18: Think about your experiences from the time of your decision to attend this college through the end of the first three weeks of your first semester/quarter.						
1 = Strongly disagree, 2 = Disagree, 3 = Neutral, 4 = Agree, 5 = Strongly agree						
18d. I was able to meet with an academic advisor at times convenient for me [ACADPLAN]	AACONTIM	3.34	3.61	-0.25**	3.71	-0.37**
18e. An advisor helped me to select a course of study, program, or major [ACADPLAN]	AASELMAJ	3.16	3.54	-0.32**	3.63	-0.41**
18f. An advisor helped me to set academic goals and to create a plan for achieving them [ACADPLAN]	ACADGOAL	3.09	3.13		3.19	
18g. An advisor helped me to identify the courses I needed to take during my first semester/quarter [ACADPLAN]	CRSADV	3.25	3.75	-0.46**	3.84	-0.55**
18h. A college staff member talked with me about my commitments outside of school (work, children, dependents, etc.) to help me figure out how many courses to take [ACADPLAN]	OSCOMM	2.74	2.72		2.79	

\* The comparison group and cohort columns on this page EXCLUDE your college.

\*\* T-test: 2-tailed

If a row contains less than 50 respondents, interpret the comparison results cautiously.

**Survey of Entering Student Engagement - Cuesta College (2012 Administration)**

**2012 Benchmark Frequency Distributions - Main Survey**

Comparison Group: Large Colleges in the 2012 Cohort\*

Entering Students Only

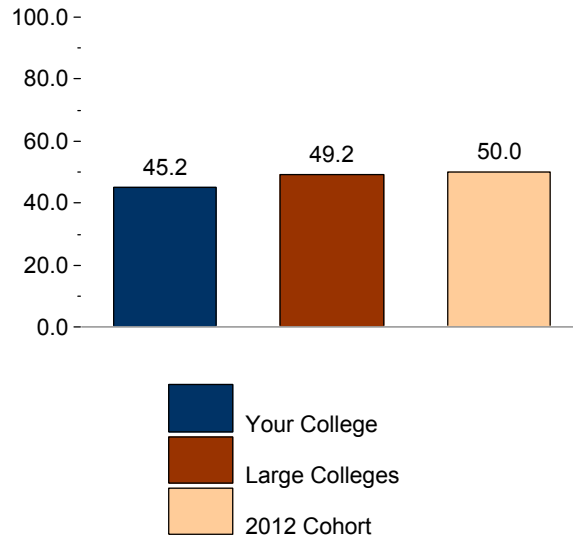
[Weighted]

Clear Academic Plan and Pathway (ACADPLAN)

Item	Variable	Responses	Your College		Large Colleges		2012 Cohort	
			Count	Percent	Count	Percent	Count	Percent
Item 18: Think about your experiences from the time of your decision to attend this college through the end of the first three weeks of your first semester/quarter.								
18d. I was able to meet with an academic advisor at times convenient for me [ACADPLAN]	AACONTIM	Strongly disagree	22	5.1	1,120	3.9	2,879	3.0
		Disagree	59	13.7	2,911	10.2	8,130	8.5
		Neutral	165	38.3	8,076	28.3	24,991	26.1
		Agree	117	27.2	10,490	36.7	37,072	38.8
		Strongly agree	67	15.6	5,977	20.9	22,588	23.6
		<b>Total</b>	<b>431</b>	<b>100.0</b>	<b>28,573</b>	<b>100.0</b>	<b>95,661</b>	<b>100.0</b>
18e. An advisor helped me to select a course of study, program, or major [ACADPLAN]	AASELMAJ	Strongly disagree	44	10.1	1,953	6.8	5,552	5.8
		Disagree	93	21.5	4,222	14.7	12,953	13.5
		Neutral	113	26.2	5,877	20.5	18,627	19.4
		Agree	117	27.0	9,751	34.0	33,423	34.8
		Strongly agree	66	15.2	6,880	24.0	25,487	26.5
		<b>Total</b>	<b>432</b>	<b>100.0</b>	<b>28,683</b>	<b>100.0</b>	<b>96,040</b>	<b>100.0</b>
18f. An advisor helped me to set academic goals and to create a plan for achieving them [ACADPLAN]	ACADGOAL	Strongly disagree	41	9.6	2,516	8.8	7,540	7.9
		Disagree	102	23.6	6,618	23.1	20,760	21.7
		Neutral	130	30.3	8,343	29.1	28,435	29.7
		Agree	93	21.6	6,981	24.4	23,986	25.0
		Strongly agree	64	14.9	4,204	14.7	15,149	15.8
		<b>Total</b>	<b>430</b>	<b>100.0</b>	<b>28,662</b>	<b>100.0</b>	<b>95,869</b>	<b>100.0</b>
18g. An advisor helped me to identify the courses I needed to take during my first semester/quarter [ACADPLAN]	CRSADV	Strongly disagree	37	8.5	1,550	5.4	4,364	4.5
		Disagree	86	19.9	2,939	10.2	8,675	9.0
		Neutral	109	25.3	4,560	15.9	14,343	14.9
		Agree	133	30.8	11,623	40.5	39,361	41.0
		Strongly agree	67	15.6	8,003	27.9	29,256	30.5
		<b>Total</b>	<b>432</b>	<b>100.0</b>	<b>28,675</b>	<b>100.0</b>	<b>95,998</b>	<b>100.0</b>
18h. A college staff member talked with me about my commitments outside of school (work, children, dependents, etc.) to help me figure out how many courses to take [ACADPLAN]	OSCOMM	Strongly disagree	63	14.6	4,483	15.6	13,653	14.2
		Disagree	134	31.0	9,497	33.1	30,485	31.8
		Neutral	124	28.6	7,060	24.6	24,374	25.4
		Agree	76	17.5	4,946	17.2	17,518	18.3
		Strongly agree	36	8.3	2,703	9.4	9,961	10.4
		<b>Total</b>	<b>432</b>	<b>100.0</b>	<b>28,689</b>	<b>100.0</b>	<b>95,990</b>	<b>100.0</b>

\* The comparison group and cohort columns on this page EXCLUDE your college.

**Survey of Entering Student Engagement  
Cuesta College (2012 Administration)  
2012 Benchmark Bar Chart - Main Survey**  
Comparison Group: Large Colleges in the 2012 Cohort\*  
Entering Students Only  
[Weighted]  
Effective Track to College Readiness (COLLREAD)



\* The comparison group and cohort bars on this page INCLUDE your college.

**Survey of Entering Student Engagement - Cuesta College (2012 Administration)**

**2012 Benchmark Means Report - Main Survey**

Comparison Group: Large Colleges in the 2012 Cohort\*

Entering Students Only

[Weighted]

Effective Track to College Readiness (COLLREAD)

		Your College	Large Colleges		2012 Cohort	
Item	Variable	Mean	Mean	Effect Size**	Mean	Effect Size**
Item 21: Think about your experiences from the time of your decision to attend this college through the end of the first three weeks of your first semester/quarter. Within a class, or through another experience at this college:						
1 = Strongly disagree, 2 = Disagree, 3 = Neutral, 4 = Agree, 5 = Strongly agree						
21a. I learned to improve my study skills (listening, note taking, highlighting readings, working with others, etc.) [COLLREAD]	LNDSTUDY	3.94	3.96		3.98	
21b. I learned to understand my academic strengths and weaknesses [COLLREAD]	LNDACAWK	3.86	3.89		3.91	
21c. I learned skills and strategies to improve my test-taking ability [COLLREAD]	LNSKLLS	3.59	3.61		3.63	
One or more items in this benchmark are not suited to means calculations. Please see the Frequency Distribution that follows for these items.						

\* The comparison group and cohort columns on this page EXCLUDE your college.

\*\* T-test: 2-tailed

If a row contains less than 50 respondents, interpret the comparison results cautiously.

**Survey of Entering Student Engagement - Cuesta College (2012 Administration)**

**2012 Benchmark Frequency Distributions - Main Survey**

Comparison Group: Large Colleges in the 2012 Cohort\*

Entering Students Only

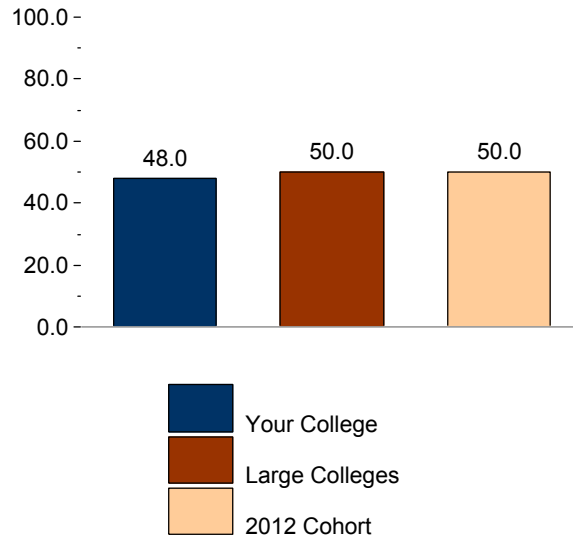
[Weighted]

Effective Track to College Readiness (COLLREAD)

Item	Variable	Responses	Your College		Large Colleges		2012 Cohort	
			Count	Percent	Count	Percent	Count	Percent
<b>Item 12: Think about your experiences from the time of your decision to attend this college through the end of the first three weeks of your first semester/quarter.</b>								
12a. Before I could register for classes, I was required to take a placement test (COMPASS, ASSET, ACCUPLACER, SAT, ACT, etc.) to assess my skills in reading, writing, and/or math [COLLREAD]	REQPTEST	Yes	359	82.5	23,951	83.8	82,372	86.1
		No	76	17.5	4,637	16.2	13,285	13.9
		<b>Total</b>	<b>435</b>	<b>100.0</b>	<b>28,588</b>	<b>100.0</b>	<b>95,657</b>	<b>100.0</b>
12b. I took a placement test (COMPASS, ASSET, ACCUPLACER, SAT, ACT, etc.) [COLLREAD]	TKPTEST	Yes	351	84.7	24,475	87.1	84,221	89.5
		No	63	15.3	3,634	12.9	9,900	10.5
		<b>Total</b>	<b>415</b>	<b>100.0</b>	<b>28,109</b>	<b>100.0</b>	<b>94,121</b>	<b>100.0</b>
<b>Item 14</b>								
14. This college required me to enroll in classes indicated by my placement test scores during my first semester/quarter [COLLREAD]	REQCLASS	Yes	274	63.3	20,321	71.5	68,922	72.5
		No	159	36.7	8,095	28.5	26,148	27.5
		<b>Total</b>	<b>432</b>	<b>100.0</b>	<b>28,416</b>	<b>100.0</b>	<b>95,070</b>	<b>100.0</b>
<b>Item 21: Think about your experiences from the time of your decision to attend this college through the end of the first three weeks of your first semester/quarter. Within a class, or through another experience at this college:</b>								
21a. I learned to improve my study skills (listening, note taking, highlighting readings, working with others, etc.) [COLLREAD]	LNDSTUDY	Strongly disagree	12	2.7	482	1.7	1,550	1.6
		Disagree	11	2.6	1,223	4.3	4,002	4.2
		Neutral	107	24.4	6,071	21.3	19,631	20.5
		Agree	171	39.1	11,873	41.6	40,212	42.0
		Strongly agree	137	31.2	8,902	31.2	30,338	31.7
		<b>Total</b>	<b>438</b>	<b>100.0</b>	<b>28,552</b>	<b>100.0</b>	<b>95,733</b>	<b>100.0</b>
21b. I learned to understand my academic strengths and weaknesses [COLLREAD]	LNDACAWK	Strongly disagree	4	1.0	393	1.4	1,238	1.3
		Disagree	23	5.2	1,226	4.3	4,136	4.3
		Neutral	113	25.7	6,918	24.2	22,393	23.4
		Agree	189	43.2	12,495	43.8	41,959	43.9
		Strongly agree	109	24.9	7,503	26.3	25,924	27.1
		<b>Total</b>	<b>438</b>	<b>100.0</b>	<b>28,534</b>	<b>100.0</b>	<b>95,651</b>	<b>100.0</b>
21c. I learned skills and strategies to improve my test-taking ability [COLLREAD]	LNSKLLS	Strongly disagree	9	2.2	771	2.7	2,569	2.7
		Disagree	52	11.9	2,923	10.2	9,489	9.9
		Neutral	147	33.8	9,196	32.2	30,460	31.8
		Agree	128	29.3	9,417	33.0	31,512	32.9
		Strongly agree	100	22.9	6,221	21.8	21,618	22.6
		<b>Total</b>	<b>436</b>	<b>100.0</b>	<b>28,529</b>	<b>100.0</b>	<b>95,650</b>	<b>100.0</b>

\* The comparison group and cohort columns on this page EXCLUDE your college.

**Survey of Entering Student Engagement**  
**Cuesta College (2012 Administration)**  
**2012 Benchmark Bar Chart - Main Survey**  
Comparison Group: Large Colleges in the 2012 Cohort\*  
Entering Students Only  
[Weighted]  
Engaged Learning (ENGAGLRN)



\* The comparison group and cohort bars on this page INCLUDE your college.

**Survey of Entering Student Engagement - Cuesta College (2012 Administration)**

**2012 Benchmark Means Report - Main Survey**

Comparison Group: Large Colleges in the 2012 Cohort\*

Entering Students Only

[Weighted]

Engaged Learning (ENGAGLRN)

		Your College	Large Colleges		2012 Cohort	
Item	Variable	Mean	Mean	Effect Size**	Mean	Effect Size**
<b>Item 19: During the first three weeks of your first semester/quarter at this college, about how often did you do the following?</b>						
1 = Never, 2 = Once, 3 = Two or three times, 4 = Four or more times						
19a. Ask questions in class or contribute to class discussions [ENGAGLRN]	ASKQUES	2.77	2.85		2.85	
19b. Prepare at least two drafts of a paper or assignment before turning it in [ENGAGLRN]	PREPDRFT	2.15	2.15		2.15	
19e. Participate in supplemental instruction (extra class sessions with an instructor, tutor, or experienced student) [ENGAGLRN]	SUPINSTR	1.54	1.52		1.51	
19g. Work with other students on a project or assignment during class [ENGAGLRN]	PINCLASS	2.59	2.48		2.45	
19h. Work with classmates outside of class on class projects or assignments [ENGAGLRN]	PREPOUTC	1.73	1.53	0.24**	1.54	0.22**
19i. Participate in a required study group outside of class [ENGAGLRN]	GRPSTUDY	1.28	1.28		1.27	
19j. Participate in a student-initiated (not required) study group outside of class [ENGAGLRN]	NRGSTUDY	1.40	1.29		1.28	
19k. Use an electronic tool (e-mail, text messaging, Facebook, MySpace, class Web site, etc.) to communicate with another student about coursework [ENGAGLRN]	USEINTMG	2.25	2.09		2.08	
19l. Use an electronic tool (e-mail, text messaging, Facebook, MySpace, class Web site, etc.) to communicate with an instructor about coursework [ENGAGLRN]	MAILFAC	1.95	2.15		2.15	
19m. Discuss an assignment or grade with an instructor [ENGAGLRN]	FACASSN	1.86	2.05	-0.21**	2.06	-0.22**
19n. Ask for help from an instructor regarding questions or problems related to a class [ENGAGLRN]	CLASSREL	2.20	2.34		2.34	
19o. Receive prompt written or oral feedback from instructors on your performance [ENGAGLRN]	FEEDBACK	2.34	2.32		2.33	
19q. Discuss ideas from your readings or classes with instructors outside of class [ENGAGLRN]	FACIDOC	1.54	1.54		1.54	
<b>Item 20.2: Think about your experiences from the time of your decision to attend this college through the end of the first three weeks of your first semester/quarter. How often did you use the following services?</b>						
1 = Never, 2 = Once, 3 = Two or three times, 4 = Four or more times						
20.2d. Face-to-face tutoring [ENGAGLRN]	FFTUSE	1.20	1.27		1.26	
20.2f. Writing, math, or other skill lab [ENGAGLRN]	SKLABUSE	1.36	1.78	-0.38**	1.78	-0.38**
20.2h. Computer lab [ENGAGLRN]	COMLBUSE	1.97	2.09		2.10	

\* The comparison group and cohort columns on this page EXCLUDE your college.

\*\* T-test: 2-tailed

If a row contains less than 50 respondents, interpret the comparison results cautiously.



**Survey of Entering Student Engagement - Cuesta College (2012 Administration)**

**2012 Benchmark Frequency Distributions - Main Survey**

Comparison Group: Large Colleges in the 2012 Cohort\*

Entering Students Only

[Weighted]

Engaged Learning (ENGAGLRN)

Item	Variable	Responses	Your College		Large Colleges		2012 Cohort	
			Count	Percent	Count	Percent	Count	Percent
Item 19: During the first three weeks of your first semester/quarter at this college, about how often did you do the following?								
19a. Ask questions in class or contribute to class discussions [ENGAGLRN]	ASKQUES	Never	53	12.1	2,224	7.7	7,601	7.9
		Once	97	22.0	6,586	22.8	21,654	22.4
		Two or three times	189	42.8	13,280	46.0	44,853	46.4
		Four or more times	101	23.0	6,799	23.5	22,599	23.4
		<b>Total</b>	<b>440</b>	<b>100.0</b>	<b>28,890</b>	<b>100.0</b>	<b>96,707</b>	<b>100.0</b>
19b. Prepare at least two drafts of a paper or assignment before turning it in [ENGAGLRN]	PREPDRFT	Never	131	29.6	8,302	28.9	27,611	28.7
		Once	138	31.4	9,847	34.3	33,053	34.4
		Two or three times	146	33.1	8,588	29.9	28,571	29.7
		Four or more times	26	5.8	2,010	7.0	6,954	7.2
		<b>Total</b>	<b>441</b>	<b>100.0</b>	<b>28,747</b>	<b>100.0</b>	<b>96,189</b>	<b>100.0</b>
19e. Participate in supplemental instruction (extra class sessions with an instructor, tutor, or experienced student) [ENGAGLRN]	SUPINSTR	Never	300	68.3	19,573	68.0	66,285	68.8
		Once	65	14.9	4,748	16.5	15,229	15.8
		Two or three times	52	11.7	3,090	10.7	10,420	10.8
		Four or more times	22	5.1	1,392	4.8	4,462	4.6
		<b>Total</b>	<b>440</b>	<b>100.0</b>	<b>28,802</b>	<b>100.0</b>	<b>96,396</b>	<b>100.0</b>
19g. Work with other students on a project or assignment during class [ENGAGLRN]	PINCLASS	Never	75	17.2	6,193	21.5	21,190	22.0
		Once	103	23.6	7,132	24.8	24,441	25.3
		Two or three times	187	42.8	11,021	38.3	36,880	38.2
		Four or more times	72	16.5	4,436	15.4	13,915	14.4
		<b>Total</b>	<b>438</b>	<b>100.0</b>	<b>28,783</b>	<b>100.0</b>	<b>96,426</b>	<b>100.0</b>
19h. Work with classmates outside of class on class projects or assignments [ENGAGLRN]	PREPOUTC	Never	247	55.8	19,310	67.2	64,129	66.7
		Once	101	22.8	4,819	16.8	16,315	17.0
		Two or three times	61	13.8	3,318	11.6	11,423	11.9
		Four or more times	33	7.6	1,275	4.4	4,342	4.5
		<b>Total</b>	<b>442</b>	<b>100.0</b>	<b>28,722</b>	<b>100.0</b>	<b>96,208</b>	<b>100.0</b>
19i. Participate in a required study group outside of class [ENGAGLRN]	GRPSTUDY	Never	367	83.8	23,814	82.8	80,042	83.1
		Once	31	7.0	2,599	9.0	8,613	8.9
		Two or three times	27	6.2	1,624	5.6	5,312	5.5
		Four or more times	13	3.0	723	2.5	2,331	2.4
		<b>Total</b>	<b>438</b>	<b>100.0</b>	<b>28,761</b>	<b>100.0</b>	<b>96,297</b>	<b>100.0</b>
19j. Participate in a student-initiated (not required) study group outside of class [ENGAGLRN]	NRGSTUDY	Never	330	75.6	23,510	81.9	79,326	82.6
		Once	58	13.2	2,791	9.7	9,090	9.5
		Two or three times	32	7.3	1,644	5.7	5,320	5.5
		Four or more times	17	3.9	751	2.6	2,308	2.4
		<b>Total</b>	<b>437</b>	<b>100.0</b>	<b>28,696</b>	<b>100.0</b>	<b>96,044</b>	<b>100.0</b>

\* The comparison group and cohort columns on this page EXCLUDE your college.

**Survey of Entering Student Engagement - Cuesta College (2012 Administration)**

**2012 Benchmark Frequency Distributions - Main Survey**

Comparison Group: Large Colleges in the 2012 Cohort\*

Entering Students Only

[Weighted]

Engaged Learning (ENGAGLRN)

			Your College		Large Colleges		2012 Cohort	
Item	Variable	Responses	Count	Percent	Count	Percent	Count	Percent
<b>Item 19: During the first three weeks of your first semester/quarter at this college, about how often did you do the following?</b>								
19k. Use an electronic tool (e-mail, text messaging, Facebook, MySpace, class Web site, etc.) to communicate with another student about coursework [ENGAGLRN]	USEINTMG	Never	151	34.4	12,335	42.8	41,787	43.3
		Once	106	24.1	6,101	21.2	20,356	21.1
		Two or three times	106	24.2	5,925	20.5	19,655	20.4
		Four or more times	76	17.4	4,485	15.5	14,744	15.3
		<b>Total</b>	<b>439</b>	<b>100.0</b>	<b>28,845</b>	<b>100.0</b>	<b>96,542</b>	<b>100.0</b>
19l. Use an electronic tool (e-mail, text messaging, Facebook, MySpace, class Web site, etc.) to communicate with an instructor about coursework [ENGAGLRN]	MAILFAC	Never	192	43.8	10,315	35.9	34,802	36.2
		Once	125	28.4	7,639	26.6	24,796	25.8
		Two or three times	75	17.1	7,019	24.4	23,734	24.7
		Four or more times	47	10.7	3,765	13.1	12,810	13.3
		<b>Total</b>	<b>438</b>	<b>100.0</b>	<b>28,738</b>	<b>100.0</b>	<b>96,141</b>	<b>100.0</b>
19m. Discuss an assignment or grade with an instructor [ENGAGLRN]	FACASSN	Never	179	40.7	9,567	33.2	31,981	33.2
		Once	162	36.9	10,146	35.2	33,440	34.7
		Two or three times	80	18.3	7,166	24.9	24,479	25.4
		Four or more times	18	4.1	1,916	6.7	6,425	6.7
		<b>Total</b>	<b>439</b>	<b>100.0</b>	<b>28,794</b>	<b>100.0</b>	<b>96,324</b>	<b>100.0</b>
19n. Ask for help from an instructor regarding questions or problems related to a class [ENGAGLRN]	CLASSREL	Never	119	27.1	6,675	23.2	22,930	23.8
		Once	149	34.0	9,027	31.3	29,598	30.7
		Two or three times	137	31.2	9,645	33.5	32,393	33.6
		Four or more times	34	7.7	3,449	12.0	11,436	11.9
		<b>Total</b>	<b>438</b>	<b>100.0</b>	<b>28,796</b>	<b>100.0</b>	<b>96,356</b>	<b>100.0</b>
19o. Receive prompt written or oral feedback from instructors on your performance [ENGAGLRN]	FEEDBACK	Never	109	24.7	7,308	25.5	24,330	25.3
		Once	127	28.8	8,398	29.2	27,833	28.9
		Two or three times	150	34.0	9,425	32.8	31,675	32.9
		Four or more times	55	12.5	3,583	12.5	12,326	12.8
		<b>Total</b>	<b>441</b>	<b>100.0</b>	<b>28,714</b>	<b>100.0</b>	<b>96,164</b>	<b>100.0</b>
19q. Discuss ideas from your readings or classes with instructors outside of class [ENGAGLRN]	FACIDOC	Never	291	66.0	19,056	66.2	63,868	66.3
		Once	81	18.3	5,175	18.0	17,414	18.1
		Two or three times	51	11.6	3,246	11.3	10,769	11.2
		Four or more times	18	4.0	1,296	4.5	4,221	4.4
		<b>Total</b>	<b>441</b>	<b>100.0</b>	<b>28,772</b>	<b>100.0</b>	<b>96,272</b>	<b>100.0</b>
<b>Item 20.2: Think about your experiences from the time of your decision to attend this college through the end of the first three weeks of your first semester/quarter. How often did you use the following services?</b>								
20.2d. Face-to-face tutoring [ENGAGLRN]	FFTUSE	Never	379	88.6	22,962	83.6	77,278	84.1
		Once	24	5.7	2,413	8.8	7,677	8.4
		Two or three times	13	3.0	1,282	4.7	4,186	4.6
		Four or more times	12	2.7	806	2.9	2,730	3.0
		<b>Total</b>	<b>428</b>	<b>100.0</b>	<b>27,463</b>	<b>100.0</b>	<b>91,872</b>	<b>100.0</b>

\* The comparison group and cohort columns on this page EXCLUDE your college.

**Survey of Entering Student Engagement - Cuesta College (2012 Administration)**

**2012 Benchmark Frequency Distributions - Main Survey**

Comparison Group: Large Colleges in the 2012 Cohort\*

Entering Students Only

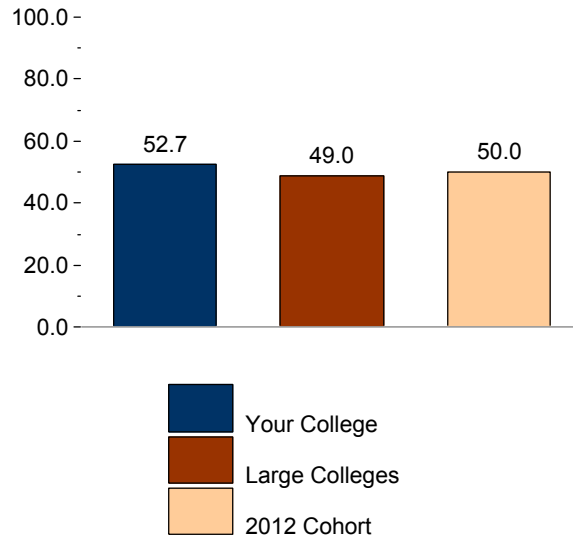
[Weighted]

Engaged Learning (ENGAGLRN)

Item	Variable	Responses	Your College		Large Colleges		2012 Cohort	
			Count	Percent	Count	Percent	Count	Percent
Item 20.2: Think about your experiences from the time of your decision to attend this college through the end of the first three weeks of your first semester/quarter. How often did you use the following services?								
20.2f. Writing, math, or other skill lab [ENGAGLRN]	SKLABUSE	Never	334	79.1	16,898	61.8	56,976	62.4
		Once	38	8.9	3,423	12.5	10,795	11.8
		Two or three times	36	8.4	3,130	11.4	10,291	11.3
		Four or more times	15	3.6	3,896	14.2	13,297	14.6
		Total	422	100.0	27,348	100.0	91,359	100.0
20.2h. Computer lab [ENGAGLRN]	COMLBUSE	Never	211	49.5	12,673	46.0	42,791	46.4
		Once	71	16.7	4,782	17.4	15,628	17.0
		Two or three times	91	21.4	4,929	17.9	15,965	17.3
		Four or more times	53	12.4	5,152	18.7	17,801	19.3
		Total	427	100.0	27,537	100.0	92,186	100.0

\* The comparison group and cohort columns on this page EXCLUDE your college.

**Survey of Entering Student Engagement  
Cuesta College (2012 Administration)  
2012 Benchmark Bar Chart - Main Survey**  
Comparison Group: Large Colleges in the 2012 Cohort\*  
Entering Students Only  
[Weighted]  
Academic and Social Support (ACSOCSUP)



\* The comparison group and cohort bars on this page INCLUDE your college.

**Survey of Entering Student Engagement - Cuesta College (2012 Administration)**

**2012 Benchmark Means Report - Main Survey**

Comparison Group: Large Colleges in the 2012 Cohort\*

Entering Students Only

[Weighted]

Academic and Social Support (ACSOCSUP)

		Your College	Large Colleges		2012 Cohort	
Item	Variable	Mean	Mean	Effect Size**	Mean	Effect Size**
Item 18: Think about your experiences from the time of your decision to attend this college through the end of the first three weeks of your first semester/quarter.						
1 = Strongly disagree, 2 = Disagree, 3 = Neutral, 4 = Agree, 5 = Strongly agree						
18l. All instructors clearly explained academic and student support services available at this college [ACSOCSUP]	RESOURCE	3.69	3.77		3.80	
18m. All instructors clearly explained course grading policies [ACSOCSUP]	GRADEPOL	4.31	4.25		4.27	
18n. All instructors clearly explained course syllabi (syllabuses) [ACSOCSUP]	SYLLABI	4.40	4.34		4.36	
18o. I knew how to get in touch with my instructors outside of class [ACSOCSUP]	FACMEET	4.35	4.25		4.27	
18q. At least one other student whom I didn't previously know learned my name [ACSOCSUP]	OSTUDNAM	4.30	4.14		4.13	
18r. At least one instructor learned my name [ACSOCSUP]	FACNAM	4.36	4.23		4.26	
18s. I learned the name of at least one other student in most of my classes [ACSOCSUP]	STUNAM	4.35	4.23		4.24	

\* The comparison group and cohort columns on this page EXCLUDE your college.

\*\* T-test: 2-tailed

If a row contains less than 50 respondents, interpret the comparison results cautiously.

**Survey of Entering Student Engagement - Cuesta College (2012 Administration)**

**2012 Benchmark Frequency Distributions - Main Survey**

Comparison Group: Large Colleges in the 2012 Cohort\*

Entering Students Only

[Weighted]

Academic and Social Support (ACSOCSUP)

Item	Variable	Responses	Your College		Large Colleges		2012 Cohort	
			Count	Percent	Count	Percent	Count	Percent
<b>Item 18: Think about your experiences from the time of your decision to attend this college through the end of the first three weeks of your first semester/quarter.</b>								
18l. All instructors clearly explained academic and student support services available at this college [ACSOCSUP]	RESOURCE	Strongly disagree	13	3.1	733	2.6	2,216	2.3
		Disagree	45	10.3	2,655	9.3	8,544	8.9
		Neutral	105	24.1	6,108	21.3	19,902	20.7
		Agree	172	39.6	12,069	42.1	40,575	42.3
		Strongly agree	100	23.0	7,098	24.8	24,712	25.8
		<b>Total</b>	<b>434</b>	<b>100.0</b>	<b>28,664</b>	<b>100.0</b>	<b>95,948</b>	<b>100.0</b>
18m. All instructors clearly explained course grading policies [ACSOCSUP]	GRADEPOL	Strongly disagree	2	0.4	171	0.6	548	0.6
		Disagree	5	1.1	672	2.3	2,033	2.1
		Neutral	33	7.5	2,671	9.3	8,591	8.9
		Agree	209	48.4	13,524	47.2	45,013	46.9
		Strongly agree	184	42.5	11,639	40.6	39,806	41.5
		<b>Total</b>	<b>432</b>	<b>100.0</b>	<b>28,676</b>	<b>100.0</b>	<b>95,992</b>	<b>100.0</b>
18n. All instructors clearly explained course syllabi (syllabuses) [ACSOCSUP]	SYLLABI	Strongly disagree	4	1.0	152	0.5	383	0.4
		Disagree	5	1.1	572	2.0	1,658	1.7
		Neutral	27	6.2	2,110	7.4	6,598	6.9
		Agree	173	39.8	12,492	43.6	41,342	43.1
		Strongly agree	226	51.9	13,317	46.5	45,964	47.9
		<b>Total</b>	<b>435</b>	<b>100.0</b>	<b>28,643</b>	<b>100.0</b>	<b>95,946</b>	<b>100.0</b>
18o. I knew how to get in touch with my instructors outside of class [ACSOCSUP]	FACMEET	Strongly disagree	4	1.0	216	0.8	701	0.7
		Disagree	10	2.2	806	2.8	2,521	2.6
		Neutral	29	6.6	2,662	9.3	8,704	9.1
		Agree	180	41.3	12,937	45.0	42,530	44.3
		Strongly agree	213	48.8	12,104	42.1	41,615	43.3
		<b>Total</b>	<b>436</b>	<b>100.0</b>	<b>28,724</b>	<b>100.0</b>	<b>96,071</b>	<b>100.0</b>
18q. At least one other student whom I didn't previously know learned my name [ACSOCSUP]	OSTUDNAM	Strongly disagree	6	1.4	761	2.7	2,485	2.6
		Disagree	18	4.2	1,373	4.8	4,748	4.9
		Neutral	36	8.1	2,952	10.3	10,131	10.5
		Agree	154	35.4	11,658	40.6	38,691	40.3
		Strongly agree	222	50.9	11,967	41.7	40,023	41.7
		<b>Total</b>	<b>437</b>	<b>100.0</b>	<b>28,712</b>	<b>100.0</b>	<b>96,080</b>	<b>100.0</b>
18r. At least one instructor learned my name [ACSOCSUP]	FACNAM	Strongly disagree	3	0.7	530	1.9	1,509	1.6
		Disagree	19	4.4	1,074	3.7	3,292	3.4
		Neutral	21	4.8	2,510	8.8	7,929	8.3
		Agree	164	38.0	11,676	40.7	39,022	40.7
		Strongly agree	225	52.1	12,865	44.9	44,120	46.0
		<b>Total</b>	<b>432</b>	<b>100.0</b>	<b>28,656</b>	<b>100.0</b>	<b>95,872</b>	<b>100.0</b>

\* The comparison group and cohort columns on this page EXCLUDE your college.

**Survey of Entering Student Engagement - Cuesta College (2012 Administration)**

**2012 Benchmark Frequency Distributions - Main Survey**

Comparison Group: Large Colleges in the 2012 Cohort\*

Entering Students Only

[Weighted]

Academic and Social Support (ACSOCSUP)

			Your College		Large Colleges		2012 Cohort	
Item	Variable	Responses	Count	Percent	Count	Percent	Count	Percent
Item 18: Think about your experiences from the time of your decision to attend this college through the end of the first three weeks of your first semester/quarter.								
18s. I learned the name of at least one other student in most of my classes [ACSOCSUP]	STUNAM	Strongly disagree	3	0.6	535	1.9	1,657	1.7
		Disagree	12	2.7	1,206	4.2	3,961	4.1
		Neutral	38	8.6	2,474	8.6	8,183	8.5
		Agree	165	37.7	11,469	39.9	38,368	39.9
		Strongly agree	220	50.4	13,057	45.4	43,948	45.7
		Total	437	100.0	28,742	100.0	96,118	100.0

\* The comparison group and cohort columns on this page EXCLUDE your college.